

Multipurpose stubble cultivator tines



[www.kuhn.com](http://www.kuhn.com)

## CULTIMER

M 100, L 100, L 100R and L 1000 series



be strong, be **KUHN**



# NO MORE DRUMMING INTO HEAVY SOILS

- You want to carry out surface stubble cultivation, 3-7 cm, and setting up a real stale seedbed.
- You want to carry out stubble cultivation and incorporate straw to a depth of 7-15 cm, in order to keep organic matter near the surface.
- You want to carry out deep stubble cultivation down to 35 cm, and replace plough use.
- You would like to loosen the soil deep down for good water penetration, and for lower power consumption, thus fuel consumption.
- You consider quick, easy settings to be of utmost importance.
- You would like a machine that can adapt to all of your soil types, with a tine that is stable in the ground.
- You want to reduce operating costs by using carbide wear parts.

**Opt for a CULTIMER L,** to be able to adapt to different types of jobs, be sure of getting high quality work done with a simple, robust, efficient, and versatile tool, and reduce maintenance costs by using high quality wear parts. These 3 advantages combined in one package, make this machine one of the most versatile and efficient stubble cultivators on the market.

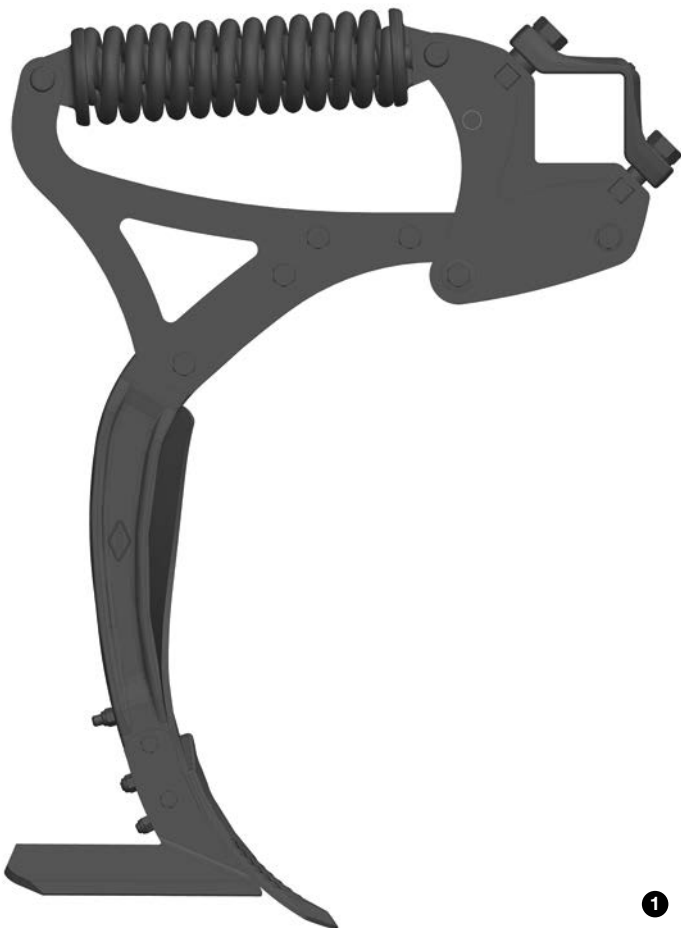
## KUHN stubble cultivators with multipurpose tines in brief:

Models	Number of tines	Working width (m)
CULTIMER M 300	7	3,00
CULTIMER L 300	10	3,00
CULTIMER L 350	12	3,50
CULTIMER L 400R	13	4,00
CULTIMER L 500R	16	5,00
CULTIMER L 4000	13	4,00
CULTIMER L 5000	16	5,00
CULTIMER L 6000	19	5,85

# WITH HIGH QUALITY STUBBLE CULTIVATION, YOU CAN ONLY WIN !

## SOIL DEPTH MAINTAINED BY 600 KG TINES

❶ The tine's working depth is maintained at a constant level thanks to the new double spring mechanical Non-Stop safety system. In any soil type, and especially in stony soil, the 600 kg tip pressure carries out homogeneous work down to 35 cm.




❶



❷ High quality materials are used to produce this robust design. Drop-forged flange and beam.

❸ The maintenance-free NSM tine makes the machine easy to use.





# EXCEPTIONAL MIXING QUALITY

The curved shape and bevelled deflectors allow for homogeneous soil-straw mixing. Separated material flows:  
 - one flow towards the front, caught by the tine again  
 - one flow sent sideways  
 Straw is spread across the whole worked area, for faster decomposition.

The tip position and curved shape provides for exceptional ground penetration. Furthermore, this tine shape ensures optimum mixing and requires less power than a straight tine, reducing your operating costs. The bevelled deflector also has the edge over standard, straight alternatives.


# T TINE: TRACTION BOLTS FOR SAFETY

Available for the CULTIMER M 100 and CULTIMER L 100/100R, the T tine safety system is a cost-effective alternative for light, non-stony soils. This safety system ensures:

- a clean break at 3000 kg at the tip, avoiding accidents;
- no shearing effect, because the bolt is under pressure only during traction;
- easy replacement of the bolt;
- tip clearance of 61 cm if the bolt is broken.



The bevelled deflector ensures optimal distribution of fine soil, straw and clods, with limited power requirements.



# 3 ACTIONS IN A SINGLE PASSAGE



1. Intensive mixing or soil loosening:

- 3 rows of tines on the CULTIMER L
- 2 rows of tines on the CULTIMER M

2. Surface levelling

3. Soil tamping

## HIGH CLEARANCE UNDER THE CHASSIS, FOR USE IN ALL CONDITIONS



Ground clearance of 85 cm, allowing you to work on terrain with substantial quantities of residue.

Wide spacing of the tines in each row and between the rows, to minimise the risk of blockages.

Optimal tine positioning: every 30 cm for the CULTIMER L (43 cm for the CULTIMER M), allowing the machine to handle large volumes of residues even at high speeds.

# CUTTING TOOLS FOR ALL JOBS

Depths of 3 to 35 cm!




## SURFACE STUBBLE CULTIVATION : DUCK-FOOT SHARE

This 350 mm share is designed for surface stubble cultivation, allowing you to cover the whole surface of the soil even at low depths (3 to 7 cm). It can also be used to prepare seedbeds.

## STUBBLE CULTIVATION : 80 MM TIPS AND 350 MM FINS

For deeper stubble cultivation, use the 80 mm tip and 350 mm fins. At depths of between 7 and 15 cm, these fins ensure intensive mixing of all residues across the whole working width. CULTIMER M 100 comes with 480 mm fins.



## STUBBLE CULTIVATION: 80 MM TIP

Quality mixing at depths down to 35 cm. Ideal for mixing in large quantities of topsoil residue.

### Standard

+20% lifespan compared to standard commercial tips. Reduced wear and tear thanks to strengthening seams and earth-earth contact. Angle and penetration capacity unchanged.

### Carbide

10 times more resistant than a standard tip: 5 carbide plates.  
Time-saving: 10 times as long until the next change.  
Use on stony ground: carbide plates with return action.

## SOIL LOOSENING: 50 MM CARBIDE TIP

When loosening hard soils down to depths of up to 35 cm, the 50 mm tip allows you to reduce traction power while preventing the soil from rising up too much.



## WELL LEVELLED SOIL FOR QUALITY STUBBLE CULTIVATION

To achieve quality work, it is necessary to have well levelled soil and a good straw spread. On a flat surface, the roller works more effectively and its pressure on the soil is homogeneous which prevents any windblown effect.

Centralised management of the levelling system using a crank handle for greater precision and comfort. Moreover, these levelling tools do not require any maintenance.

**The levelling discs** are mounted on an elastomer safety system, enabling them to work in all types of conditions, as well as in surface residue and stony soils. For non-stony soils, these discs are available without the safety system.




**The levelling blades** used on the CULTIMER M 100 and CULTIMER L 100/100R provide a cost-effective alternative perfectly adapted to light and medium soils. Their flexibility ensures perfect levelling at all work speeds and allows you to work in safe conditions in stony soils.



## FOR EFFECTIVE TAMPING: A COMPREHENSIVE RANGE OF ROLLERS

Depending on your soil type, KUHN has the roller that best suits your situation.

From the lightest to the heaviest, each model has its specialty:




**Tube** : a light, cost-effective roller for effective tamping, while ensuring that the machine stays steady on light-to-medium soils.  
Ø 550 mm and 75 kg/m  
Only on mounted models.



**T-Ring**: light roller, aggressive on clods and straw. Maintains good coarse soil. Ideal for silty soils. 600 mm and 130 kg/m.



**T-Liner**: the new light multipurpose roller for stony and wet conditions. It is as aggressive as the T-Ring. 600 mm and 140 kg/m in treated steel. Impact and wear resistant.



**V-Liner** : excellent fragmentation and levelling in all soil types. Not recommended for stony soils.  
Ø 600 mm and 145 kg/m




**Packliner**: rubber coated roller, ideal in light soil or to ensure maximum surface area soil tamping. 600 mm and 165 kg/m.



**HD-Liner 600**: the heavy, high tamping capacity roller. The V-shape spreads the pressure out vertically and obliquely, for deep down tamping along the length of the roller. 600 mm and 180 kg/m in impact and wear resistant, treated steel.

# SIMPLE SETTINGS SPECIALLY FOR YOUR COMFORT

The machine working depth is easy to adjust using spacers and requires no additional tools. The standard version features a mechanical system, hydraulic assistance is available as an optional extra to easily adjust your working depth from 3 to 35 cm.



Mechanical adjustment



Hydraulic assistance



The levelling tools can be centrally adjusted using the crank handle. Adjustable border limiters allow to prevent forming of ridges.

The levelling discs or blades are coupled to the roller and remain set even after changing the working depth.

# A WIDE ARRAY OF USES

The CULTIMER M and L models allow you to work your land in a broad variety of ways.

**Surface stubble cultivation:** just after the harvest, use surface stubble cultivation to create a "stale seedbed" effect, encouraging adventive species to germinate and the previous crop to return. At the same time, you can spread straw to accelerate the process of decomposition.

**Deep stubble cultivation, with plant cover from the end of summer onwards:** with stubble cultivation down to a depth of 10 to 15 cm, you can create a seedbed for your cover crops while also destroying any other unwanted adventive crops. Better still, by fitting your CULTIMER with an SH seeder you can sow the seeds of your cover crop at the same time. This is a great way of optimizing time and costs.

**Deep soil work:** in autumn or just after the winter, dig deep to improve the structure of your soil ready for the next crop. Depending on the state of your soil, adjust the working depth to anywhere between 10 and 35 cm in order to create the right conditions for your crops. This allows you to destroy cover vegetation or adventive species in the soil, and create the porosity required to avoid stagnant pools forming during the winter.



- Cover crop seed drill. To optimize your stubble cultivation passage and seed your cover crops at the same time. SHs units have a capacity of between 200, 380 and 600 litres for high on the job autonomy.



# A CULTIMER FOR EVERY FARM

## CULTIMER M 300: FIXED MOUNTED

Suitable for tractors of between 75 and 135 hp (55 - 99 kW)

2 rows of tines



## CULTIMER L 300 - 350: FIXED MOUNTED

Suitable for tractors of between 120 and 210 hp (88 - 155 kW)

3 rows of tines



### **CULTIMER L 400R - 500R: MOUNTED FOLDABLE**

Suitable for tractors of between 160 and 300 hp (118 - 221 kW)

3 rows of tines



### **CULTIMER L 4000 - 5000 - 6000: SEMI-MOUNTED**

Suitable for tractors of between 160 and 420 hp (120 - 313 kW)

3 rows of tines



## OPTIONS WHICH MAKE ALL THE DIFFERENCE

Fitted to your tractor's lifting arm, the CULTIMER L 1000 makes it easier than ever to manoeuvre in the fields, speeding up your work.

Thanks to the drawbar extension, you can maintain a steady 110° steering angle regardless of the tractor you are using.

The CULTIMER L unit can also be attached using rings, K80 ball coupling systems or ball joint links.



The trailed version can be fitted with gauge wheels on the front, for maximum responsiveness to the terrain. These wheels come with the same spacer-supported hydraulic system, for maximum comfort.



## TRANSPORTATION WITH MAXIMUM COMFORT AND SAFETY

- Folds down to a width of 3 metres and a height of 4 metres, for safe transportation.
- Mechanical folding key for maximum safety.
- Trailer fitted with suspension for a comfortable ride.



## LOW OPERATING COSTS

Our carbide wear parts (tips) are forged then treated. This makes them robust and extremely wear resistant. The grooves on the upper side fill with soil and reduce wear even further by the soil-soil contact.

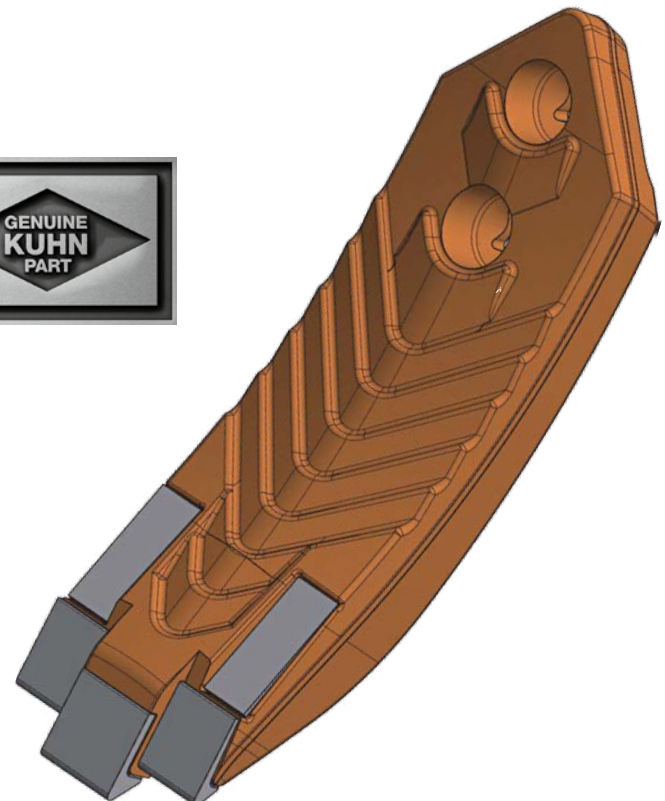
In addition, the carbide plates are positioned in 5 separate areas on the tip ensuring exceptional soil penetration on hard ground, reduced power requirement and a long life in terms of wear.

Note: The carbide plates tuck under the tip to prevent them from detaching in stony conditions.



**will last 8 to 10 times longer**

than a standard tip



## Specifications

## CULTIMER

Models	M 300	L 300	L 350	L 400R	L 500R	L 4000	L 5000	L 6000
Working width (m)	3.00	3.00	3.50	4.00	5.00	4.00	5.00	6.00
Transport width (m)	3.00	3.00	3.50	2.82	2.82	2.82	2.82	2.82
Min. tractor power (kW/hp)	55/75	88/120	103/140	118/160	147/200	120/160	150/200	180/240
Max. tractor power (kW/hp)	99/135	132/180	155/210	177/240	221/300	209/280	260/350	313/420
Number of tines	7	10	12	13	16	13	16	19
Number of levelling discs	8	8	9	10	12	10	12	14
Approx. weight (kg) with Tube 550 mm roller and NSM tines	1452	1786	2015	2928	3258	/		
Approx. weight (kg) with HD-Liner 600 mm roller and NSM tines	/	2162	2481	3430	3890	4300	5400	5900
Linkage	Std hitch pins 2	Std hitch pins 2, 3N and 3		Std hitch pins 3 and 4N		Std cross-shaft 3 and 4		
Transport wheels	/					520/50-17 with suspension		
Working depth setting	Mechanical as standard or hydraulic as option							
Under beam clearance (cm)	85							
Wear parts available	80 mm tip, 50 mm tip, 80 mm fins	350 mm duck-foot share, 80 mm tip, 350 mm fins, 50 mm tip						
Hydraulic adaptation	/			Folding : 1 DE		Lift : 1 DE - Folding : 1 DE		
Options	Signalling, hydraulic roller control	Signalling, SH units, hydraulic roller control						
Rollers available	Tube, T-Ring, T-Liner, V-Liner, Packliner, HD-Liner							

# \* KUHN SERVICES: ADVANTAGES TO GET MAXIMUM USE OUT OF YOUR MATERIAL AND MAXIMUM PROFITABILITY

\*Not all services are available in all countries.

## KUHN sos order

### Get your part 24/7

You need a spare part fast. With KUHN sos order, you benefit from express delivery 7 days a week, 362 days a year. Down-time is kept to a minimum and work output improved.

## KUHN protect +

### The professionals' choice

36 months peace of mind with KUHN PROTECT+ warranty. You can concentrate on the job at hand and the performance of your machine. Because that's what you expect from investing in a high-tech machine.

## KUHN i tech

### For increasingly rapid repairs!

An unexpected technical hitch always happens at the wrong time. With KUHN I TECH, your Authorized KUHN Partner, your problem will be fixed in no time, and effectively. You'll get a rapid, accurate diagnosis with this on-line tool available 24/7.

## KUHN finance

### Rational investment!

You need a new machine, but are unsure of financing. Modernize your equipment and improve your farm with KUHN FINANCE – according to your requirements in total security. We have custom-made finance plans to meet your requirements.



CULTIMER

M 300

L 300

L 350

L 400R

L 500R

L 5000

L 4000

L 6000

# NO MORE DRUMMING INTO HEAVY SOILS

Farmers have different issues but common objectives: reducing the cost of crop establishment and high work output without compromising yield potential.

The CULTIMER M and L were designed in order to offer you multipurpose machines, quick and easy to adjust, to increase your work output and maintain the quality of your soil..

## Discover KUHN's range of soil preparation tools



OPTIMER+



PROLANDER



DISCOLANDER



CULTIMER L



PERFORMER



STRIGER

For more information about your nearest KUHN dealer, visit our website [www.kuhn.com](http://www.kuhn.com)



Visit us on our YouTube channels.



[www.kuhn.com](http://www.kuhn.com)

Your KUHN dealer

### KUHN HUARD S.A.

2, rue du Québec - Zone Horizon  
F-44110 Châteaubriant - FRANCE

### KUHN NORTH AMERICA, INC.

1501 West Seventh Avenue - Brodhead, WI 53520 - USA

### KUHN FARM MACHINERY PTY. LTD

313-325 Foleys Road - Deer Park, VIC, 3023 - AUSTRALIA

### KUHN FARM MACHINERY (U.K.) LTD

Stafford Park 7 - GB TELFORD/ SHROPS TF3 3BQ

Information given in this document is only for information purposes and is non-contractual. Our machines are in compliance with regulations in force in the country of delivery. In our literature, and for improved illustration of certain details, some safety devices may not be in operating position. When operating these machines, these devices must be in position in accordance with the requirements indicated in the operator's manuals and assembly manuals. Respect the tractor gross vehicle weight rating, its lift capacity and maximum load per axle and tyres. The tractor front axle load must always comply with the regulations of the country of delivery (In Europe, it must reach minimum 20 % of the tractor net weight). We reserve the right to change any designs, specifications or materials listed without further notice. Machines and equipment in this document can be covered by at least one patent and/or registered design. Trademarks cited in this document may be registered in one or several countries.

Also find KUHN on

