

Trailed sprayers

LEXIS 3000



www.kuhn.com



be strong, be **KUHN**



LEXIS

3000

MAKE SPRAYING EASIER

NEVER COMPROMISE ON EASE-OF-USE!

The LEXIS easy-to-use trailed sprayer is designed for maximum productivity. Save time with the LEXIS sprayer. With its trouble-free set up, electronic units and easy maintenance, all your operations are made simple!

QUALITY IS YOUR AIM

The accuracy of the LEXIS sprayer allows for long-term, accurate protection of your crops. The LEXIS sprayer features all the equipment you need with a simple yet top-of-the-range design.

Find the KUHN solution

Trailed machines



	Tank capacity (L)	Working width (m)
LEXIS	3000 L	18 to 28 m



EASY TO OPERATE COMPACT SPRAYER

The LEXIS sprayer features a 3000 L capacity and is an extremely compact machine with a low overall height and a hitch-to-axle length of only 4 m.

These characteristics allow you to position the machine as you require. The LEXIS sprayer can be fitted with different articulated drawbar solutions to limit the damage on any headland work.



WHERE CAPACITY MEETS COMPACTNESS...

The LEXIS sprayer is particularly designed to host all the sprayer components.

The short hitch-to-axle length of the machine allows for flexible manoeuvring. This system makes it easier to enter the fields and reverse into field corners.

The new MTA2 or MEA2 booms are integrated within the machine outline, and cannot come into contact with the tractor cab.

The low height of the LEXIS trailed sprayer makes it more stable for transport. Drive on the road and enter the fields in safe conditions.




3,10 m

4 m




HIGH OR LOW DRAWBAR

The different LEXIS trailed sprayer hitching systems may include a low hitch or high hitch drawbar, with a 50mm or 40mm ring, a K80 ball hitch, or a 35mm swivel hitch (restrictions according to certification).




HYDRAULIC DRAWBAR: PROTECT YOUR HEADLANDS

With its swivel point positioned between the machine axle and the tractor, the LEXIS sprayer features all the necessary automatic controls to protect your headlands. The hydraulic cylinder also allows for limited-slip of the machine in hilly conditions.



ARTICULATED MECHANICAL DRAWBAR: ECONOMICAL AND CONSTANT MONITORING

The LEXIS sprayer can be fitted with a hitching system on the tractor lift arms or with a swivel hitch. With its simple and mechanical control system, you will find an economical solution to protect your headlands (restrictions according to certification).






SIMPLE INTELLIGENT DESIGN

The sprayer design guarantees operating performance. KUHN has designed the LEXIS trailed sprayer with all the components to provide an easy-to-use machine. The layout of the tanks, working zone, multi-purpose valves and the chemical induction bowl make spraying easier.



In order to work around the sprayer in safe conditions, KUHN has fitted the LEXIS sprayer with two storage compartments for your personal protective equipment. Your equipment is easy to access before handling any chemicals.



EFFICIENT TANK DESIGN

The main tank of the LEXIS sprayer was designed to obtain the lowest possible centre of gravity. The largest part of the tank is adjacent to the frame, providing maximum machine stability.

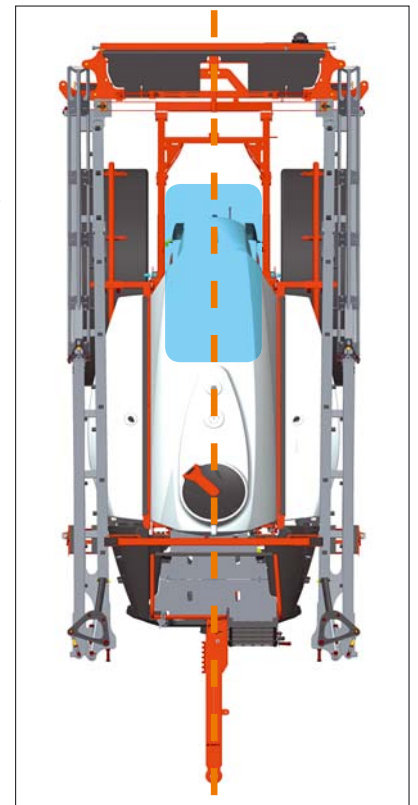
The deep sump allows you to drain the tank in optimum conditions, regardless of the field slopes.

The four-dimensional agitation system located near the sump provides an even spray mixture and avoids the formation of foam during the entire spraying process.



KEEP THE BALANCE

The position of the 320L rinsing tank centred over the axle allows the LEXIS sprayer to maintain an appropriate balance in all conditions, with reduced dead volumes. The centre of gravity of the machine remains in the middle regardless of the tank level. In addition to the optimum position of its rear-mounted rinsing tank, the LEXIS sprayer is also exceptionally easy to use. Rinsing tank gauge? All the components are on the operating panel.





TANK VOLUME DISPLAY

The machine allows for excellent visibility of the gauges, from the operating panel and the tractor cab. The rinsing tank gauge allows you to breakdown the rinsing operation.



SECURED PLATFORM

The access to the main tank manhole is secured with a large platform, accessible using a retractable ladder. Therefore filling operations can be performed in this area with no risk of contact with the boom or the plant protection chemicals.



QUICK AND SAFE INCORPORATION

All types of products including liquids, pellets and powders can be easily and safely incorporated from the ground. The LEXIS chemical induction bowl also ensures efficient and safe rinsing of the containers.



JUST AS SIMPLE INSIDE AND OUTSIDE


The sprayer set-up is a key element when spraying. With two main valves, the total number of filling operations required before rinsing is considerably reduced, and so is the risk of error. You can be sure that the sprayer is entirely rinsed!

Easy to use with a shorter circuit for less dead volume, to make rinsing easier.



MANUSET

Perfect control of your product preparations. With only 2 manual valves, you can control all the sprayer functions at the working zone.



DILUSET +

Rinse the sprayer or the boom from the cab! Filling automatically stops when the set amount is reached, while keeping control of the working zone with the DILUSET + unit.

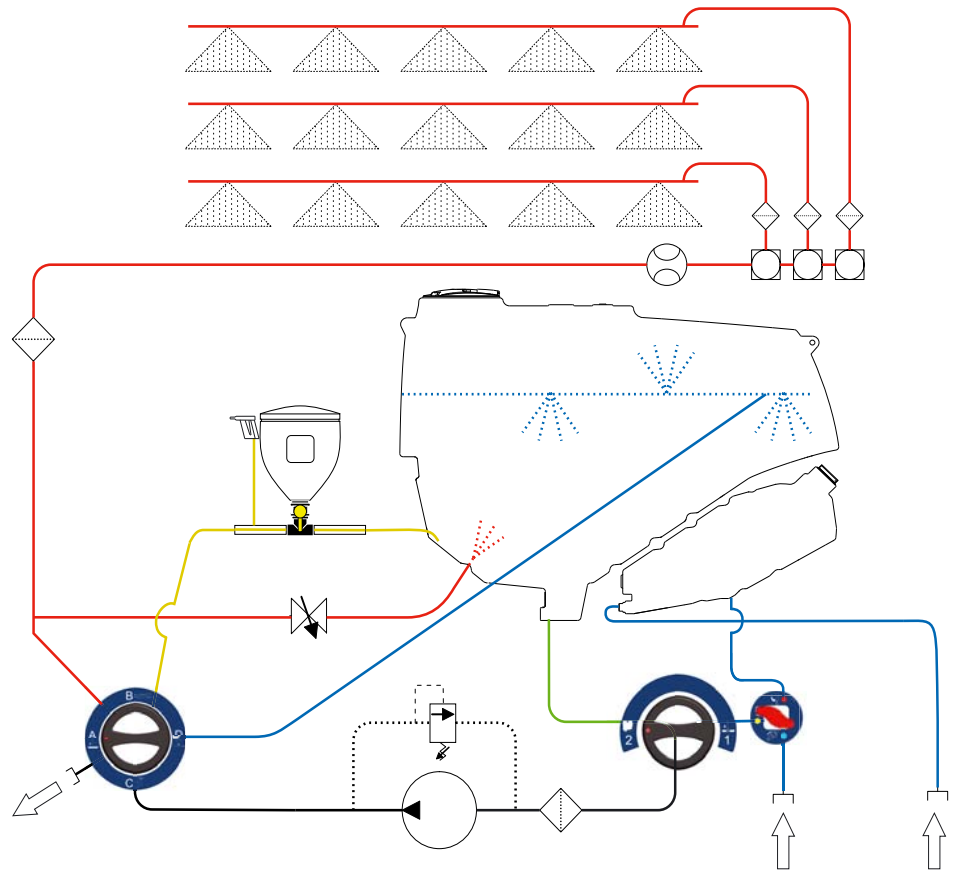


NO MORE BLOCKAGES WITH QUADRUPLE FILTRATION!

The LEXIS sprayer features four levels of filtration. After filling (1st), the transparent suction filter (2nd) and the pressurised delivery filter (3rd) shall prevent any coarse debris from reaching the boom. With its transparent cover, it is easy to check the suction filter. The tap allows you to empty the cover and dismantle it in safe conditions.

The bowl filters are located on the boom (4th), after the section valves, nearest to the nozzles and therefore reduce the risk of blockage to a minimum. All the filters can be cleaned even when the sprayer tank is full.

With a simple circuit, all the sprayer actions are under control. With the LEXIS sprayer, imagine what you can do before even touching a valve!



KUHN “+” POINTS

MULTIFUNCTION ERGONOMIC HANDWHEELS

With the 360° multifunctional handwheel, reduce operations by up to 50%. Thanks to an ergonomic design, the valves are easily operated for a simple, trouble-free setup.

Multifunctional handwheels make spraying easier.



TRAPEZIA SUSPENSION: SIMPLE AND EFFICIENT

The TRAPEZIA suspension is specially designed for MTA2 booms, and is perfectly adapted for the LEXIS sprayer. Its key feature?


It includes an automatic mechanical tilt correction as standard.

Main characteristics

- ❶ 2 stabilising links rods
- ❷ Automatic mechanical tilt corrector
- ❸ Hydraulic tilt corrector

Available on the following boom:

- MTA2



AUTOMATIC MECHANICAL TILT CORRECTOR

The springs located under the lower part of the frame allow the boom to follow the terrain automatically. Tilt correction remains fully mechanical, with no action required from the driver.

- A hydraulic tilt correction cylinder supplements automatic mechanical correction in particularly hilly areas.
- On the EQUILIBRA model, shock absorbers on each side of the frame limit boom inertia and reduce lateral movements of the structure.
- Available on TRAPEZIA and EQUILIBRA.





SAVE TIME, SPRAY FASTER

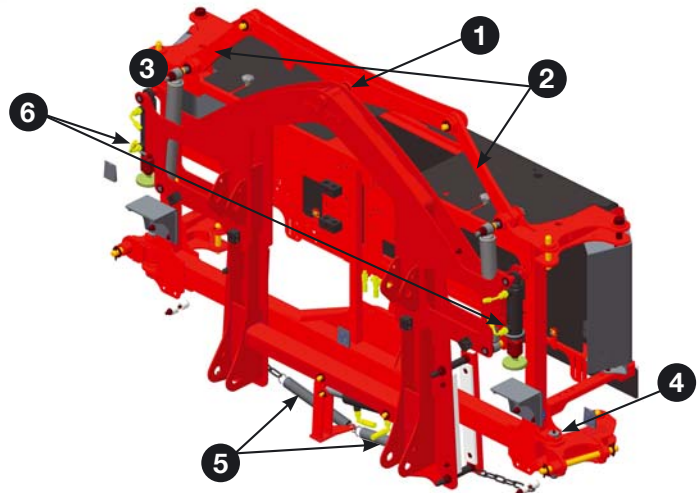
ESSENTIAL 3D SUSPENSION!

The EQUILIBRA suspension with pendulum links provides the boom with a three-dimensional shock absorption system. EQUILIBRA allows you to maintain the boom perfectly parallel to the ground when driving over bumps. The boom will smoothly run over the ground and follow the crop!



EQUILIBRA3D SUSPENSION: FOR INTENSIVE CONDITIONS!

- ① Robust pendulum movement
- ② Link rods, for radial movements
- ③ Shock absorbers to dampen bouncing movements
- ④ Independent left and right anti-whiplash system
- ⑤ Automatic tilt spring-type corrector
- ⑥ Frame lock

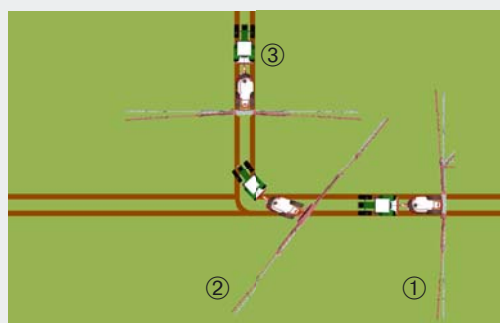


EQUILIBRA: PENDULUM LINK SUSPENSION WITH SHOCK ABSORBERS

On uneven terrain, the combination of a pendulum and link rods offers sufficient freedom of movement to keep the boom steady, regardless of the type of land constraints encountered. 2 shock absorbers also dampen and limit vertical movements to keep the boom perfectly level, especially on cornering, even at high speed.

Available on the following booms:

- MEA2
- RHPA



KUHN “+” POINTS

INDEPENDENT ANTI-WHIPLASH SYSTEM: the 3rd dimension

Whiplash describes the boom back-and-forth movements which are highly damaging to the joints, especially during headland manoeuvres: Braking (1), Headland cornering (2), Acceleration (3).

The nitrogen ball system on the first arm cylinders protect each side of the boom perfectly and independently in all of these situations for increased reliability as well as stability during all spraying phases.



THE POWER OF ALUMINIUM: CHOOSE A LIGHTWEIGHT AND DURABLE SOLUTION!

The booms are made of aluminium which features a density 2.7 times less than steel, keeping the structure light and providing a structure to protect the sprayer components. The lightweight booms are stable yet lightweight and adapt to changes in the ground topography.

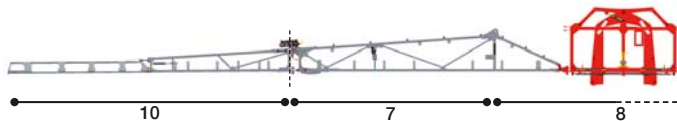
Aluminium booms feature outstanding durability. Resistant to corrosion and chemical aggression, aluminium needs no special protection and greatly facilitates sprayer maintenance while providing long service life.



MTA2 11/21 m / 5 sections

Available widths


- 11 and 18 m
- 11 and 20 m
- 11 and 21 m
- 11, 20 and 21 m
- 12 and 24 m



MEA2 12/24 m / 7 sections

Available widths

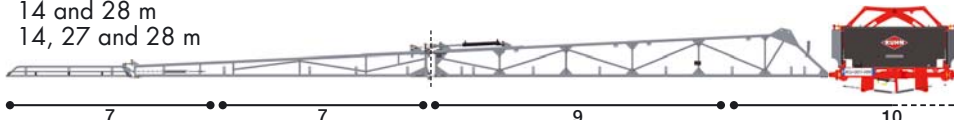
- 11 and 18 m
- 11 and 20 m
- 11 and 21 m
- 11, 20 and 21 m
- 12 and 24 m



RHPA 14/28 m / 7 sections

Available widths

- 14 and 27 m
- 14 and 28 m
- 14, 27 and 28 m



KUHN “+” POINTS

ALUMINIUM ONLY

Aluminium naturally features several advantages. Therefore KUHN has been exclusively using aluminium since 1986 to manufacture booms longer than 18 m:

- Natural resistance to corrosion: which is a crucial issue when in contact with plant protection products and fertilisers.
- Density 2.7 x less than steel: a stronger and lighter boom!





JOINTS ARE LOCKED DURING WORK

During spraying the boom joints often cause whiplash and may compromise structure reliability. The MTA and MEA booms feature joints that are locked during work, with a self-locking cross-brace. Thus improving the boom stability and reliability!



THE PIPE IS INTEGRATED WITHIN THE STRUCTURE

The safety breakbacks on the boom ends can rotate in all three dimensions. The pipes and nozzle holders are fitted inside the structure, and protected in front, underneath and behind the boom. There is no risk for the boom even in case of contact.



STAINLESS STEEL PIPES AND PIPE ADJUSTMENT

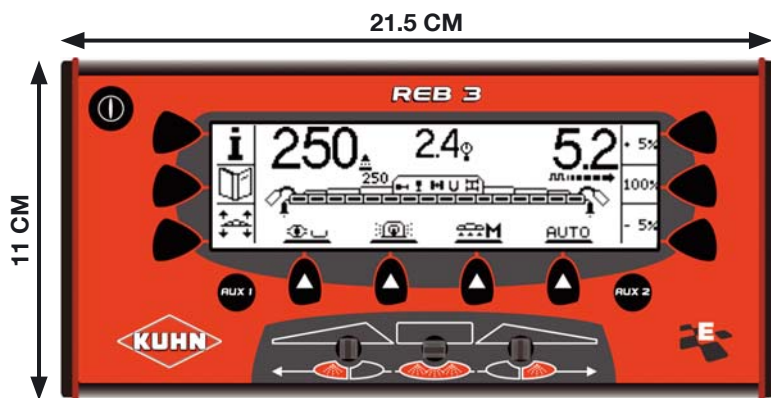
The stainless steel pipe guarantees a longer service life and features exceptional resistance to temperature changes. The entire pipe height can be adjusted for the nozzles to remain constantly protected by the boom structure, regardless of the type of nozzle used.



THE SMART SPRAYER!

KUHN electronic solutions with the CANBUS technology designed for the LEXIS sprayers provide an easy-to-use multi-purpose machine, improving the spraying precision and driving comfort.

Contact us to discover the solutions adapted to your needs.



REB3: Comprehensive, efficient and intuitive

The REB3 control box allows you to manage all the sprayer functions using only one control unit. The REB3 unit allows you to control the following functions during spraying:

- Sequential opening and closing of sections
- Turn on the work lights or the beacon
- Provide the correct amount of product
- Unfold/fold the boom with the function selector
- GPS Section Control
- H-MATIC: height of the boom on the headland
- Offset jets at the boom end
- Self-steering drawbar
- Rinsing in the cab DILUSET+ with electronic gauge

CH10 with electrovalves: One button for each function

The LEXIS sprayer is fitted as standard with an electrohydraulic selector, directly controlled from the control box.

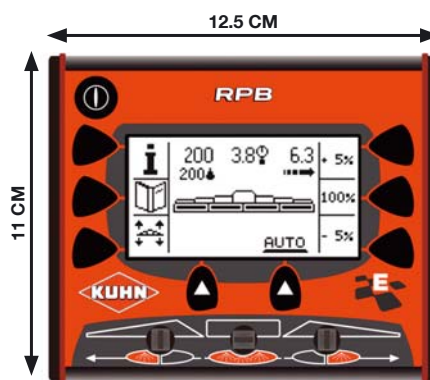
For the hydraulic options requiring continuous oil flow or more complex boom unfolding operations, the CH10 unit allows you to simply control each function using a button.





RPB: Compact, simple and economical

The RPB control box automatically adapts the quantity of product sprayed as a function of the tractor speed (DPAE regulation). The important information is displayed on the working screen (Application rate/ha, Pressure and speed).



VISIOREB: Remarkably ergonomic

With its latest-generation colour touchscreen, the VISIOREB terminal is remarkably ergonomic. The VISIOREB terminal allows you to manage the functionalities integrated in the REB3 unit and also includes the following as standard:

- Filling assistance with a built-in computer
- GPS SECTION CONTROL
- Visual aid to make sure the entire field has been covered
- An even more intuitive operation with visual indicators
- Easy management of the fields with data records for improved traceability

As an option, the VISIOREB control box can be equipped with a guidance assistance.



KUHN “+” POINTS

Important information is displayed during work. It is easy to read and clearly displayed in large characters. The following information is displayed on a single working screen:

- The applied and required application rate
- The theoretical pressure
- Forward speed



REDUCE THE NUMBER OF CONTROL BOXES: ISOBUS

ISOBUS is the communication standard between tractors, accessories and computers and allows you to manage all your machines including the LEXIS sprayer, using the same ISOBUS terminal. With the CCI 200 ISOBUS terminal, KUHN provides a user-friendly ISOBUS solution designed to make your work easier. The software developed for spraying shall allow you to easily control the sprayer.

With KUHN, discover farming of the future!



KEEP FULL CONTROL: ISOCLICK

Use the ISOBUS compact control box to operate all the working functions, even at high speed: sequential section control, boom height, tilt, etc. It is easy to position in the cab and shall fit perfectly along your armrest.

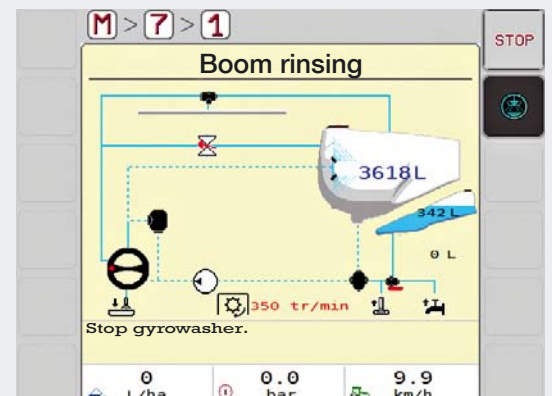
A CLEAR INTERFACE

The KUHN ISOBUS spraying application was developed to provide you with everything you need to conduct precision spraying operations. It provides all the values you need, which you can then adjust according to your preferences.

KUHN “+” POINTS

INTUITIVE RINSING

When it is time to rinse the spray system or the boom, the Isobus spray application displays the circuit during rinsing. The DILUSET+ preparation offers assistance to ensure perfect rinsing of the machine. The rinsing cycle sequence becomes easy and intuitive, and you only have to visually check where the rinsing water is going.





BECOME A PRECISION FARMER

Precision farming allows you to optimise assets and productivity whilst preserving outputs. The concept is based on advanced technologies, including geolocation tools (GPS) and considers crop growth variations or nutrient resources in the field.



GPS SECTION CONTROL: OPTIMISE THE OPENING AND CLOSING OF YOUR SECTIONS

The boom sections are opened and closed automatically irrespective of the position of the machine in the field. Fully integrated into the control box, the configurable system is simple to manage according to your requirements. Work long hours day and night with the same efficiency.

- No control box or additional cable
- Only 3 operating modes (manual, headland or automatic)
- Various configurations can be programmed to optimise overlap



ALREADY EQUIPPED WITH A GPS SOLUTION

Our sprayers are compatible with several guide bars equipped with GPS section control systems. The Trimble, CNH, Raven, Top Con, Teejet, Arag or Rinex control systems are compatible. Enabling you to leverage your existing equipment. A simple interface shall allow the REB3 to be compatible with your section control system.

THE KUHN "PLUS" POINTS FOR HIGH-QUALITY SPRAYING



CONTROL THE BOOM END NOZZLES FROM THE CAB

To increase the spraying width, an asymmetrical nozzle can be fitted on the boom end. These nozzles are electrically controlled from the cab. Limited to one side of the boom or both sides, these nozzles are used in case of tramlining or for the treatment of the field border.



THE NOZZLE: THE KEY COMPONENT IN QUALITY SPRAYING!

It is imperative to use the nozzle best suited for your application! Kuhn shall advise you on the choice of the nozzle best suited to your conditions, based on applied volumes, hygrometry and wind. A Smartphone application is available free of charge in the store corresponding to your smartphone.

Scan and download



WORK UNDER OPTIMUM CONDITIONS: WORK LIGHTS

To make the most of optimum spraying conditions (low temperature and high hygrometry), night work is possible. LED lamps are positioned under the boom for perfect spraying control, even at night.



NOW FOR THE OUTSIDE...

Rinse the outside of the machine with the exterior cleaning kit (automatic 15 m hose reel and spot lance). By cleaning the machine in the field, you can return to the farm with a clean machine, ready to be used with another product.

Technical specifications	LEXIS		
	MTA2	MEA2	RHPA
Boom			
Boom width (m)	18 to 24 m	18 to 24 m	27 to 28 m
Nominal tank capacity (L)	3000		
Real tank capacity (L)	3180		
Rinsing tank capacity (L)	320		
Regulation	DPAE CANBUS (RPB, REB3 or VISIOREB) DPAE ISOBUS (CCI200 with ISOCLICK)		
Pumps	PM 170 or PM 280		
Set-up	MANUSET or DILUSET+		
Suspensions	Parallelogram (road + field) and boom		
Boom suspension	TRAPEZIA (Link rods)	EQUILIBRA (Pendulum link-rods with independent L/R anti-whiplash system)	
Filtration	Quadruple (on filling, on suction, before flowmeter and per section)		
Hitch-to-axle length	4 m		
Tracks	Adjustable from 1.50 m to 2.25		
Overall width	2.55 m		
Transport height	3.10 m (21 m)	3.40 m (24 m)	3.70 m (28 m)
Nozzle height	0.50 m to 2.47 m		
Unladen weight	1980	2100	2150

* KUHN SERVICES

MAXIMISE THE USE AND PRODUCTIVITY OF YOUR KUHN EQUIPMENT

* Some services are not available in all countries.

KUHN sos order

**WITH KUHN SOS ORDER,
RECEIVE YOUR PARTS
ALL YEAR ROUND***

Express delivery! You are sure of getting the spare parts you need every day of the year - including weekends and bank holidays. With Kuhn SOS Order, downtimes are kept to a minimum and your productivity is preserved.

* except for 1st January, 1st May and 25th December.

KUHN protect +

**WITH KUHN PROTECT +,
WORK WITH TOTAL PEACE OF MIND**

36 months' cover with all the safeguards provided by the warranty! With Kuhn protect +, you can concentrate exclusively on your job while enjoying maximum performance from your machine. Because investing in equipment with the latest modern technology is also a way of being more efficient in all your work.

KUHN i tech

**WITH THIS EXPERTISE
YOU ARE ALWAYS ONE STEP AHEAD**

An unexpected technical hitch always occurs at the wrong time. Thanks to Kuhn I TECH, your Kuhn Approved Partner can get you up and running again quickly and efficiently. This 24/7 online service diagnoses the problem quickly and accurately.

KUHN finance

**WITH KUHN FINANCE, INVEST WITH AN EASY MIND
WITH YOUR VERY OWN FINANCE PLAN**

Purchase new, more productive equipment and optimise your cash flow and tax situation! With Kuhn Finance, you can modernise your equipment and develop your farm steadily, according to your needs and requirements. Our plans are tailored to meet your needs.

LEXIS

METRIS 2

OCEANIS 2

KUHN TRAILED SPRAYERS IN BRIEF

Technical specifications

	LEXIS	METRIS 2	OCEANIS
Tank capacity (L)	3000	3200 - 4100	5600/6500/7700
Boom width (m)	18 to 28	18 to 36	24 to 48
Regulation	RPB – REB3 – VISIOREB - ISOBUS	REB3 – VISIOREB - ISOBUS	REB3 – VISIOREB - ISOBUS
Drawbar suspension	–	◆	◆
Axle suspension	–	◆	◆
Boom suspension	TRAPEZIA / EQUILIBRA	EQUILIBRA	EQUILIBRA
Self-steering drawbar	◇	–	–
Steering axle	–	◇	◇
Boom circulation	Standard - Boom-end	Standard - Boom-end - Continuous	

◆ standard equipment

◇ optional equipment

– unavailable

LEXIS



METRIS 2



OCEANIS 2



To discover your nearest KUHN Approved Partner, check us out on our website
www.kuhn.com

KUHN BLANCHARD SAS
24 rue de Nantes - 44680 CHAUMES EN RETZ - FRANCE



Join us on our YouTube channels.



www.kuhn.com

Your Approved Partner

The information transmitted in this document is not contractual, it is provided as a general indication. Our machines are in compliance with the regulations in force in the country of delivery. In our literature, and for improved illustration of certain details, some safety devices may not be in operating position. These safety devices must be in position when operating the machines in accordance with the requirements in the user and assembly manuals. Do not exceed the tractor's gross vehicle weight rating, its lifting capacity or the maximum axle and tyre load. The tractor's front axle load must always be in accordance with the requirements of the country of delivery (in Europe at least 20% of the unladen weight of the tractor). We reserve the right to change our machines, the equipment and fittings thereof without further notice. Machines, equipment and fittings in this document can be covered by at least one patent and/or registered model(s). Trademarks cited in this document may be registered in one or more countries.

Also discover KUHN on

