

Gyrorakes

GA TWIN-ROTOR RAKES



www.kuhn.com



be strong, be **KUHN**



GA

6501

7501+

8121

8731

9531

6002

6632

7932

9032

6620

8030

GYRORAKES DESIGNED TO HARVEST FORAGE ABUZZ WITH NUTRIENTS

A high nutrient content in the crop has always been a crucial point for KUHN gyrorakes' developers. They have paid great attention to even ground contour following and a complete pick-up of a clean crop. The specifically shaped tine arms ensure high work output, perfectly structured windrows and a high reliability.

LOOKING FOR A RAKE PREPARED FOR INTENSIVE USE

The MASTER DRIVE double reduction system, on the other side, extends the machine's working life with problem-free drive that can handle even the thickest forage. This rotor drive, unique on the market, is designed for very intensive use and makes the range even more versatile, reliable and low maintenance.

EVERYONE CAN FIND THE ADEQUATE RAKE

Working widths from 3.50 to 9.30 m, models with central or side delivery (one or two windrows), semi-mounted and trailed version... the KUHN twin-rotor gyrorake range fulfils most requirements.

KUHN twin-rotor gyrorakes in brief:

Models	Working width (m)	Gearbox	Windrow delivery
GA 6501 (P)	5.40 to 6.40	standard gearbox	central delivery
GA 7501+	6.85 to 7.45 or 6.70-7.20 m (narrow configuration)	standard gearbox	central delivery
GA 8121	7.40 to 8.00	MASTER DRIVE	central delivery
GA 8731	7.70 to 8.60	MASTER DRIVE GIII	central delivery
GA 9531	8.40 to 9.30	MASTER DRIVE GIII	central delivery
GA 6002	3.50 to 5.80	standard gearbox	side delivery
GA 6632	3.55 to 6.45	MASTER DRIVE GIII	side delivery
GA 7932	4.05 to 7.45	MASTER DRIVE GIII	side delivery
GA 9032	4.65 to 8.60	MASTER DRIVE GIII	side delivery
GA 6620	6.30 to 6.65	MASTER DRIVE	side delivery
GA 8030	7.30 to 8.30	MASTER DRIVE GIII	side delivery



NO NEED TO CHOOSE BETWEEN CLEAN RAKING AND CLEAN CROP

For quicker drying and optimum pick-up, uniform and fluffy windrows are on great demand. Two features of KUHN gyrorakes contribute to an ideal forage delivery:

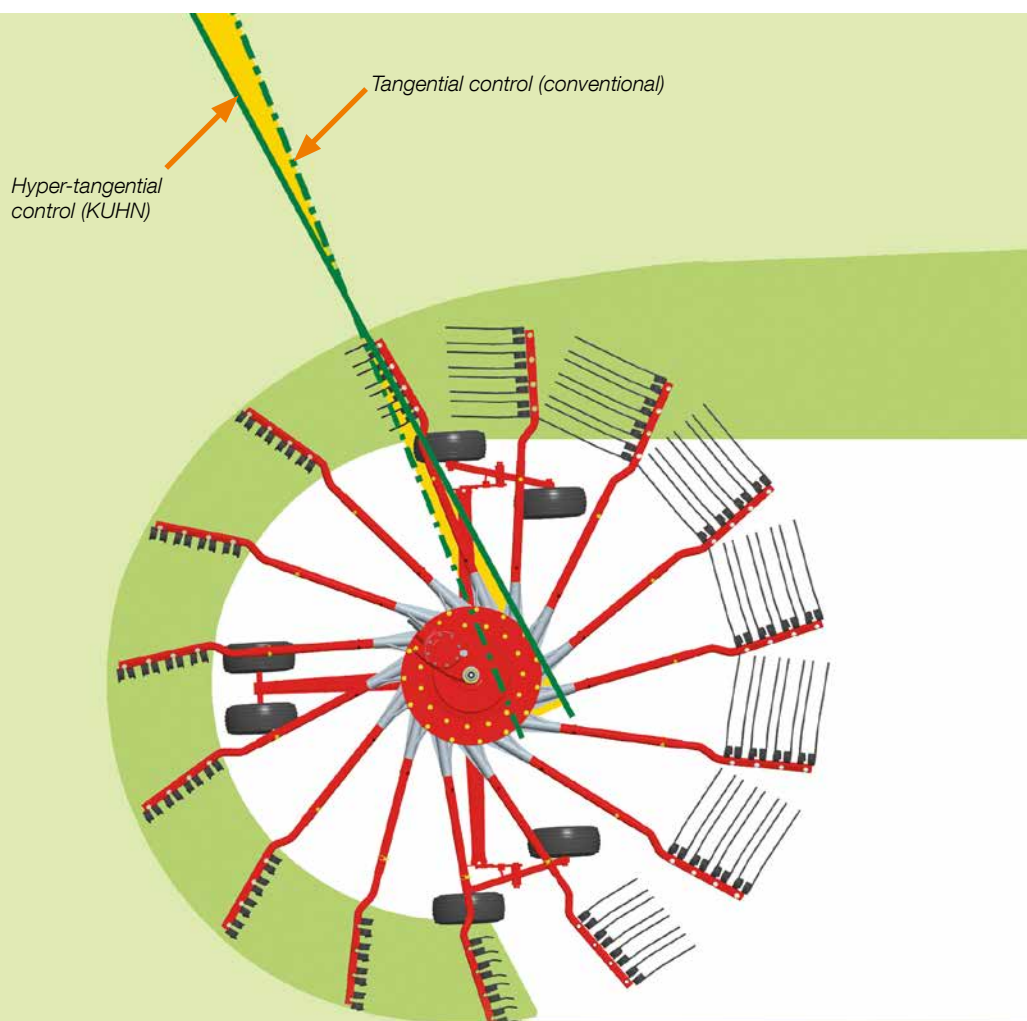
- tine arms with positive forward angle until the point at which they deliver the forage on the windrow,
- fast tine raising at the very last moment before going over the windrow.

Both is fulfilled by the double curved hyper-tangential mounted tine arms. Check out its advantages that make the difference!

THE CONCEPT'S ADVANTAGES AT A GLANCE

Hyper-tangential tine arms improve windrow formation considerably:

- larger and fluffier windrows are formed;
- crop is pushed effectively towards the outside of the rotor, thus towards the windrow;
- easier crop pick-up by the baler or forage harvester with minimum loss;
- no risk of pulling crop out of the formed windrow;
- high-quality raking results also at higher speeds due to a reduced distance between tine passages.






TINE ARMS FOR HIGH-QUALITY RAKING RESULTS

The hyper-tangential tine arms provide cleaner raking, improved windrow formation, and increased forward speeds when compared to other tine arm mounting designs. They eliminate the need for additional tine arms or adjustable cams.

Moreover, the distance between tine passages is significantly reduced. So there is less risk of forage being left unraked. Losses are reduced to a minimum, also at high working speeds.



A PROVEN TINE DESIGN FOR CLEAN FORAGE

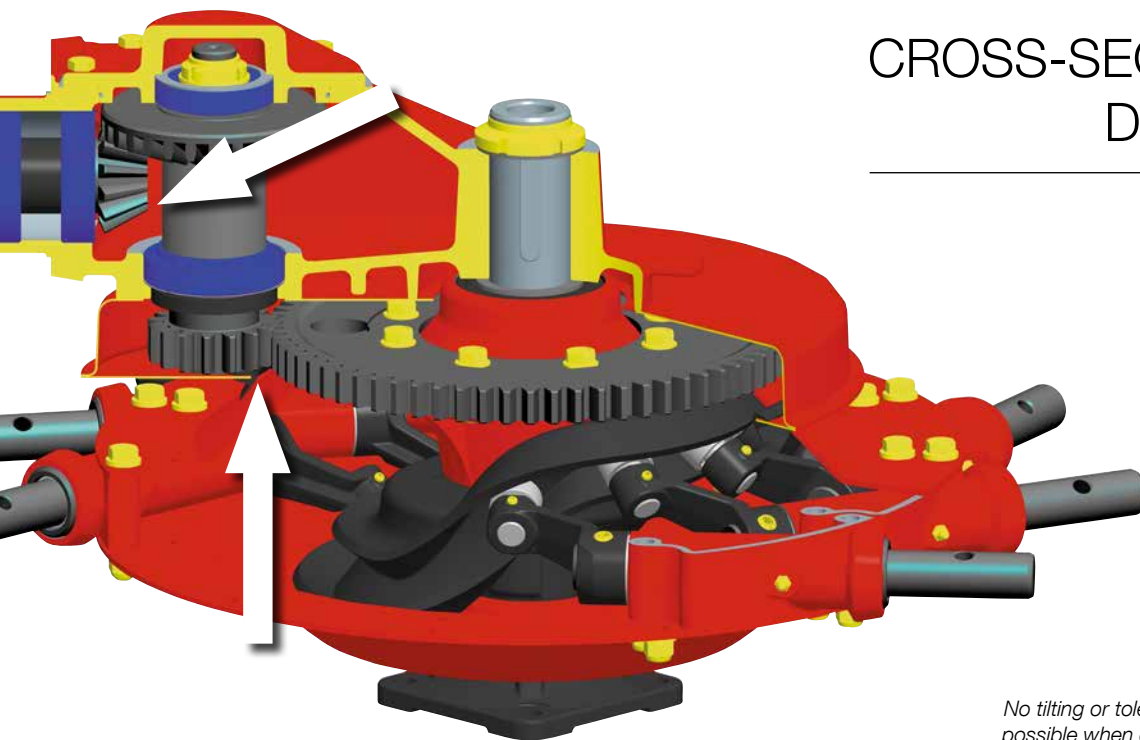
The tine angle provides clean raking and gentle handling of the crop with minimal ground contact, also if it is heavy or dense. Made of heat treated steel, their service life is optimized and the tine's resistance to fatigue increased. The "floating" attachment of the tines, featuring three large-diameter coils, additionally reduces risk of wear.



THE GEARBOX TO COPE WITH THE THICKEST CROPS

Agricultural machines have to withstand bigger strains today with increasing working widths and farmer's demands for reliable machines with maximum service life.

For gyrorakes this especially accounts for the heart of the machine, the rotor drive. KUHN has developed fully enclosed gearboxes for total protection of the drive parts and less subject to wear. The MASTER DRIVE gearbox especially scores with its special build-up, thus providing an exceptional reliability and durability also during intensive operations.



CROSS-SECTION MASTER DRIVE GEARBOX



No tilting or tolerance possible when driving over uneven ground

KUHN PATENT

FOR AN INCREASED MACHINE LIFE


The MASTER DRIVE gearbox reveals an exclusive design with its two-stage reduction drive. The second spur-gear drive does hardly tilt, because there are considerably smaller tolerances between the two gearwheels possible. This increases robustness of the whole assembly in difficult conditions. Therefore, wear on the gearwheels is reduced to a minimum and almost no maintenance required. The two stages also make it possible to include bigger bull gears with more teeth for improved power transmission.



GENERATION III: RELIABILITY GAINED. WEIGHT LOST.

The new MASTER DRIVE GIII has been designed to cope with ever increasing stress on the drive chain. This is mainly due to:

- increasing working widths and rotor diameters,
- raking of difficult materials, such as silage, haylage, straw and also hay.



EXCLUSIVE

**NEW TINE FIXATION
FOR MORE ROBUSTNESS**

DESIGNED TO LAST

Important details have been changed to obtain lighter, yet more robust rotors:

- aluminium housings,
- optimised cam track - less forces on the roller,
- larger roller diameter - less rotation speed, less pressure on the cam,
- tine arms with large-dimension bearings,
- sturdier pivoting tine support shaft,
- reinforced main shaft,
- reinforced mounting of tine arms on tine holders (bolted).

APPRECIATED BY LARGE OPERATORS

Being effective and performing at the moment, when the forage has to be harvested: MASTER DRIVE GIII helps to make the most of weather windows, especially on large farms, for machine cooperatives and contractors.

	MASTER DRIVE	MASTER DRIVE GIII
GA 8121	◆	
GA 8731		◆
GA 9531		◆
GA 6632		◆
GA 7932		◆
GA 9032		◆
GA 6620	◆	
GA 8030		◆



WHAT ARE THE ADVANTAGES OF KUHN GYRORAKES WITH CENTRAL DELIVERY?

THEY ARE EFFICIENT

- You can double the productivity of a single-rotor rake and gather windrows sized to meet the requirements of today's high capacity hay balers, choppers and loader wagons.
- Designed for ease of use.

THEY FORM IMMACULATE WINDROWS

The distance between rotors is maintained regardless of ground contours. Thus, windrows have a uniform and even structure maximising aeration and perfectly suited to the baler pickup operation which follows.

THEIR WORK OUTPUT IS HIGH

The rotors are designed to move large quantities of forage at high working speeds.

THEY HELP PRESERVE NUTRIENTS IN THE CROP

The forage is moved gently and only once, resulting in very little leaf loss and only limited risk of ground contamination.





GA 6501 6501 P 7501+

WHEN THE FARM SIZE IS ON THE INCREASE

Single-rotor rakes are pushed to their limits on farms with continuously increasing grassland areas. That's why a double-rotor machine with higher output that is just as compact as the single-rotor rake is just what you are looking for. The GA 6501, 6501 P and 7501+ are exactly what you need !

COMPACT DOUBLE-ROTOR RAKES FOR SMALLER STRUCTURES

The GA 6501, 6501 P and 7501+ have all the features of a professional rake at an attractive price. These models will enable you to harvest a high-quality forage in very short time. Also moving between the plots is possible without constraints as the transport width is only 2.50 m (8'4") and 2.55 m (8'5"), respectively.





GA 6501 / 6501 P



GA7501+, mechanical adjustment



GA 7501 +, hydraulic adjustment

WINDROWS ADAPTED TO HARVESTING METHODS AND AMOUNT OF FORAGE

Windrow width is easily adjustable on these 3 models.

Turn the crank handle on the GA 6501 and 6501 P to adjust windrow width to up to 2.00m.

The GA 7501+ has a 4-position handle to change windrow width, or use the in-cab continuous hydraulic adjustment system available as an option.

The GA 7501+ can be set to narrow working widths of 6.70 to 7.20 m with windrow width reduced to 1.10 - 1.70m. This configuration also meets road constraints with its 4m transport height without having to remove tine arms.

NO LIMITS FOR HIGH-QUALITY RAKING

High quality raking is only possible if rotors are able to gently contour uneven ground without damaging grass stubble. The GA 6501, GA 6501 P and GA 7501+ are equipped with 3D rotor suspension that gives excellent performances.



AT HOME EVEN ON TOUGH PLOTS

The bogie axle in addition to the 3D axle (as an option) is ideal for rotor guidance in difficult conditions (ruts, rough grassland....) and at high forward speeds. So opt for the GA 7501+.



GA 6501 P: WHEN THE FLEXIBILITY OF MOUNTED MODELS MEETS A LARGE WORKING WIDTH

This new mounted model completes the range of KUHN twin rotor gyrorakes. It is suitable for farmers wishing to benefit from the manoeuvrability of mounted machines and the large working widths of twin rotors. The latter is adjustable from 5.55 to 6.40 m by increasing the space between the two rotors. The fixed headstock and the four pivoting wheels guide the rotor with maximum stability on curves. The precious grass stubble is thus preserved. Switching from transport to work position is carried out without having to leave the cabin by means of the rake's built-in lift. In addition, the hydraulic rotor lift facilitates headland turns and provides a large clearance for crossing over windrows. It is not necessary to use the tractor lift. Result: A double-acting valve is sufficient for all manoeuvres.



GA 8121

THE ROBUST ALLROUNDER

Whether handling hay, grass silage or straw, the GA 8121 is at ease under difficult conditions. Compactness is one of its assets, much appreciated when having to go into hard-to-access fields. Moreover, the rake is not afraid of slopes. Performance and behaviour are still reliable even with small tractors. And last but not least: The MASTER DRIVE gearbox stands for reliability and robustness in intensive use.




COMPACT AND EASY TO MANOEUVRE

With a transport width of only 2.82 m (3 m with wide wheel option), the GA 8121 is easy to transport on narrow roads. The controlled steering of the frame's rear wheels provides even greater manoeuvrability.



DESIGNED TO MAKE YOUR WORK EASIER

Pre-selection of the windrow width in transport position is all it takes to adjust the working and windrow width. When rotor arms are lowered, the rotors are automatically positioned at the desired setting. When raised for transport, the rotors are automatically placed in the lowest position to minimize transport height. A few turns of the crank are all that is needed to position the tines at the ideal height.



MASTER DRIVE GEARBOX

Exclusive two-stage MASTER DRIVE gearbox for increasing crop densities and more difficult conditions.

THREE VERSIONS FOR ADAPTED RAKING



3D AXLES

The rotor wheels are positioned close to the tines to provide optimised rotor contouring on uneven ground.



3D SUSPENSION

For raking where every blade of grass counts, rotors closely follow the ground over undulating terrain. The tines collect the crop with the greatest precision: a particular concern when raking on slippery ground.



SIX WHEELS

For perfectionists who look for the best possible raking performance: The rotors follow ground unevenness in the same way as a universal joint, the flexible tandem axles contribute additionally.

GA 8731 9531

PREPARED FOR INTENSIVE USE IN SILAGE, HAY OR STRAW

The new semi-mounted GA 8731 and GA 9531 stand out over competitive models in their ground adaptation, robustness and reliability. With working widths from 7.70 to 9.30 m the output will be high, whereas the undercarriages keep the rotors in parallel on rough ground contours. With the new MASTER DRIVE GIII rotor drive, the two gyrorakes are well prepared for operating in difficult conditions.



FEATURING THE NEW MASTER DRIVE GIII

The rotors on all new KUHN gyrorakes are equipped with a new generation of gearboxes, the MASTER DRIVE GIII. With their help, the machine steps up another level in terms of reliability and raking quality.




GROUND ADAPTATION AS YOU WOULD EXPECT

Four wheels close to the tines on each rotor and its 3D suspension allow a superior ground adaptation of the rotors on the GA 8731 for better raking.



LESS THAN FOUR METRE TRANSPORT HEIGHT

A practical asset of the GA 8731: The transport height stays at 4.00m without having to remove any tine arms.



WINDROWS ARE SAFE

Rotors can be lifted individually and to an adjustable angle, meaning if the situation makes it necessary, a clearance of more than 75 cm is possible. So there is no need to worry about finished windrows anymore, when you pass over them.

STABILIFT LOCKS THE ROTORS DURING TRANSPORT

Rotors are locked hydraulically and mechanically in their transport position by the exclusive STABILIFT device, preventing the rotors from moving. This considerably increases the machine's stability during transport on badly-maintained roads, but also when passing over windrows.

GA 8731 9531

ROBUSTNESS MEETS COMFORT

You will appreciate the increased comfort of the GA 8731 and GA 9531. Main comfort points:

- maintenance of gearbox reduced to a minimum,
- increased stability during transport, in turns and on slopes,
- easy adjustments of windrow width and working height.

SIX WHEELS PER ROTOR AS STANDARD

On the GA 9531 six wheels per rotor are standard. An additional tandem axle is also available for the GA 8731. For even better ground adaptation!

HEIGHT ADJUSTMENT IN TOTAL EASE

All you need is a crank to change the rotor height manually. A standard scale on the machine facilitates the adjustments even more. Hydraulic height adjustment is available as option on both models in connection with the KGA 11C control box.





THE KUHN PLUS

CONTROL BOXES: MAKE YOUR CHOICE ACCORDING TO YOUR NEEDS



With the control box KGA 02C control the following basic functions:
- changing from transport to work position and vice versa,
- adjustment of windrow width.
Optionally it can also pilot the individual lifting of each rotor.



The KGA 11C integrates the following additional functions:
- hydraulic adjustment of working height,
- individual lifting of the rotors to facilitate work in field points.

WHY CHOOSE A GYRORAKE WITH SIDE DELIVERY?

Because it will cope excellently with versatile conditions!

MANAGING DIFFERENT CROP DENSITIES

Heavy first cut or light third cut: You can control the volume of crop in the windrow. Rake individual windrows or combine the crop of two passes to form one windrow. Or simply adjust the working width to produce the best windrow size possible. Result: The output per hectare of the baling and harvesting equipment is optimized.

ONE OR TWO WINDROWS? YOUR CHOICE.

With most models, either one or two separate windrows can be delivered. You will particularly appreciate this versatility when wanting to turn two windrows simultaneously for quicker drying or produce tight windrows quickly. Delivering two windrows also accelerates the drying of heavy forage.

**WITH WINDROWS DELIVERED TO
THE RIGHT, RAKING IS NOT SUCH
A PAIN IN THE NECK!***

*except GA 6002





AND WHICH ONE TO CHOOSE?

There are trailed models and semi-mounted versions with central frame and carriage available. Both have their strong points.

THE TRAILED MODELS:

- are attached quickly and easily: drop a pin and go.
- allow flexible raking widths for perfect raking in narrow areas.
- rear rotor position is set from the tractor cab for selection of work or transport position, delivery (one or two windrows) and raking width.
- economical cost to working width ratio.
- equipped with new MASTERDRIVE GIII rotor drive.
- large clearance for passing over windrows.

THE SEMI-MOUNTED MODELS:

- excellent tracking and stability on uneven ground.
- great manoeuvrability: follow the tractor precisely thanks to rear wheel steering, for easier movement (for example when reversing).
- reduced dimensions in transport position without removing the tine arms.
- simple folding to transport position.
- easier adjustment, thus better manageable by less experienced operators.



EASY TO USE AND MANOEUVRE

In the large width gyrorake range, the GA 6002 is the ideal answer for farmers aiming at increasing their crop raking performance while at the same time relying on a lower or medium power tractor available on the farm.

FLEXIBLE WORKING WIDTHS FOR VARYING CROP AMOUNTS AND DENSITIES

The raking width is hydraulically adjustable from 3 m to 5.80 m (9'10" to 19'). Varying crop densities, going around obstacles, or finishing a field off, is no longer a problem. In very dense crop conditions or for making night windrows, the GA 6002 can be set to form two windrows at each pass.



TURNING ANGLE OF OVER 90°!

The GA 6002 cleanly collects crop on turns and even on headlands without the need to compensate for the position of the rear rotor: a major asset for comfort and ease of use.

ASSETS FOR AN EASY AND SECURE TRANSPORT

- During transport an automatic locking system secures the rear rotor in the inline transport position.
- When the rake is lowered in the field the lock automatically disengages.
- Lighting and signalling are standard.
- There is no need to remove the tine arms for transport.

WINDROW CURTAIN EXTENDS AUTOMATICALLY

A simple tie rod system automatically extends the windrow curtain to a predetermined setting when the rake is changed from the transport to field position. The predetermined setting is easily adjusted with a simple crank. Optional equipment: front rotor windrow curtain.



HYDRAULICALLY LIFTED UNDERCARRIAGE

Hydraulic cylinders mounted within each undercarriage and at the front hitch provide exceptionally high ground clearance. Simple crank stops are used to adjust tine operating height and adaptation for different tractor drawbar heights.



RAKING QUALITY AND MACHINE STABILITY...

... are ensured through bogie axles, even at high speeds and on uneven ground. The bogie axles pivot and follow the ground contours allowing for smooth clean raking. Bogie axles can also be fitted on these machines.



STABILIZING UNDERCARRIAGES FOR IMPROVED DIRECTIONAL STABILITY ON HILLSIDES

Stabilizing undercarriages are available as optional equipment for use on steep hillside applications. They spread the machine's ground contact over a larger surface area.

GA

6632

7932

9032

SIZED FOR EVERY FARM AND TRACTOR

You are looking for a performing and versatile windrower, which can be handled easily by comparably low powered tractors and manage also difficult conditions with ease? Too many assets to consider? But not in this case: The GA 6632, 7932 and 9032 side-delivery rakes satisfy all these needs, while leaving you plenty of choice concerning the rotor diameter. The trailed rakes allow a flexible working width by moving the rear rotor position. Other key points: MASTER DRIVE GIII, plenty of windrowing options, impeccable ground contour following...!



EVEN MORE INTENSIVE USE

The MASTER DRIVE GIII is all new to especially help you when working in heavy or dense crops. Its robustness is unrivalled as is its service life.

- for medium farms
- for intensive use
- with small rotors for improved ground following
- transport width under 3.00 m (9'10")
- with removed tine arms only 2.08 m (6'9") wide

ONE OR TWO WINDROWS? WHATEVER YOU PREFER!

In addition to the side delivery of one windrow, these trailed windrowers can be set to form two separate windrows. This is particularly useful in carrying out tasks to speed up the drying process such as:

- turning over windrows,
- forming narrow windrows in heavy crop conditions.

GA 6632



GA 7932

- best choice if authorized for use on the road with a transport width of 3.50 m
- appropriate windrow width for high-capacity presses
- very good price/working width ratio



IMPORTANT ASSETS FOR MORE COMFORT

HYDRAULIC WINDROW WIDTH ADJUSTMENT

A hydraulic cylinder allows windrow width to be easily adjusted from the cab. This system also folds the curtain assembly for transport position eliminating cumbersome manual work. A second, manually controlled curtain can be fitted as optional equipment on the front rotor when forming two windrows.

SUPERB WINDROW CLEARANCE

A high lift height of nearly 50 cm (22") for GA 6632/7932 and 60 cm (24") for GA 9032 under the tines allows you to cross newly formed windrows without disruption.

PARALLELOGRAM-TYPE DRAWBAR HITCH

A parallelogram-type drawbar hitch allows a high implement lift height with a solid secure hitch, as the front part of the drawbar always stays horizontal. Drawbar mounted parking stand for easy attachment to the tractor.



THE PRESS ALSO TALKS ABOUT IT

„KUHN's GA 6632 has passed our 150 ha continuous test with flying colours. We have been especially impressed of the very good windrow formation in all three tested kinds of crop. Also concerning raking quality, our candidate (with fully equipped undercarriage) didn't show any remarkable weaknesses.”

(source: dlz agrarmagazin, May 2012)

GA

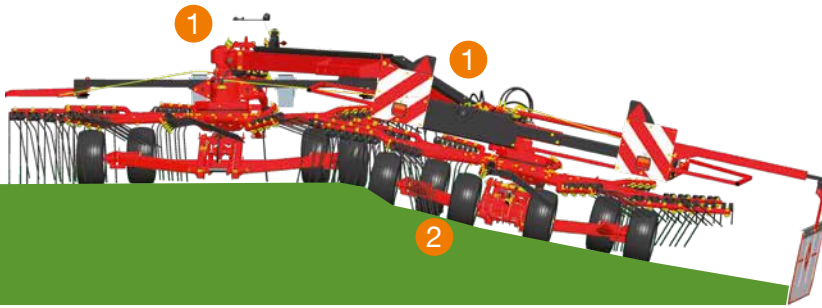
6632

7932

9032

CLEANER CROP THANKS TO EXCELLENT GROUND ADAPTATION

These three gyrorakes provide important features to ensure a clean raking without contaminating the crop, while preserving the grass stubble and still keeping a high output also on rough terrain. You can get it all.



INDEPENDENT ROTORS

The pivot points located on the chassis **1**, allow both rotors to follow ground contours independently. The rear rotor additionally operates as standard with a 3D suspension for even less forage contamination.

HYPERBALLOON WHEELS

The large diameter hyperballoon wheels **2** on both rotors located close to the sweep of the tines provide excellent crop pickup with minimal contact with the soil.



OPTIONAL SUPPORT WHEEL

As an option a complementary wheel can be fitted to the front rotor to provide smoother operation in rough conditions.



DESIGNED FOR STABILITY UNDER VARYING CONDITIONS

Resting firmly on very large undercarriages and fitted with up to six wheels per rotor, the three models can easily perform in varying field and crop conditions.

STANDARD

A 2-wheel undercarriage is standard on the GA 6632 front rotor.

BOGIE AXLES

Bogie axles are standard on both rotors on GA 7932 and GA 9032 and optionally available on GA 6632. They run especially smooth on the road over potholes, but also over uneven grassland (for example due to damage caused by game or after use as pasture).

COMPLEMENTARY AXLE

The rear rotors of GA 6632, 7932 and 9032 are equipped with two additional wheels. This complementary axle is an option on the front rotor of GA 6632 and 7932.



GA 9032

THE REFERENCE IN THE MARKET OF SIDE DELIVERY RAKES

The GA 9032 is the largest gyrorake with side delivery on the market – a true landmark with up to 8.80 m (29') working width in two-windrow position. In the same time the price/working width ratio is unbeatable. Find out yourself!



WIDE DURING WORK. NARROW FOR TRANSPORT AND STORAGE!

The rakes can be easily changed from work to transport position from the tractor cab. The GA 6632 width is reduced to 3.00 m (9'10"), 3.50 m (11'5") on GA 7932 and 4.10 m (13'4") for GA 9032. In addition, the three models feature removable arms for drive comfort and increased safety for long transport periods, in difficult to access locations or storage areas.

MULTIFUNCTIONAL RAKE, HIGH MANOEUVRABILITY

The smaller of the semi-mounted models, the GA 6620, has been completely overhauled. In front of you stands an excellent rake, which will convince you in terms of versatility and manoeuvrability. It can deliver one or two windrows, but also reacts very quickly to direction changes of the tractor. Together with a high maximum clearance, even headland turns will be a pleasure for you.

A VERY ADAPTABLE MACHINE

One or two windrow delivery is standard on the GA 6620. You have the choice to adapt your work best possible to your needs and to accelerate the drying process:

- turning over of alfalfa windrows,
- forming night windrows.



RELY ON KUHN

The two-stage MASTER DRIVE gearbox is also standard on the GA 6620 for increasing crop densities and more difficult conditions.





TOP-QUALITY RAKING: 3D SUSPENSION

The rotors can be adapted to follow the ground contours in all directions. Pivoting wheels prevent slipping on turns as well as destruction of the sward.



HEADLAND TURNS AT EASE

With its central frame and undercarriage with steered wheels, the semi-mounted gyrorake is at ease with narrow manoeuvres. More features which facilitate turning in the field:

- 3D suspension of the rotors is reduced when lifted,
- important ground clearance of rotors.



THAT'S HOW YOU PRESERVE WINDROWS

Even in the one windrow-position, the GA 6620 can clear the ground by more than 40 cm. Considering this fact, you can pass over ready-raked windrows in total ease.



TWO OVERALL WIDTHS

The wheel columns on the GA 6620 can be mounted in two positions. Priority can be given to compactness, transport comfort and ease of access to fields or greater stability when working on steep slopes.



HEIGHT REDUCED TO 3.55 M

Travelling along tree-lined fields and field access becomes very easy. No removal of tine arms is required. The frame wheels are fitted with steered wheels.

EXCLUSIVE RAKING INNOVATIONS

Designed for intensive use and high-quality windrowing, the semi-mounted gyrorakes GA 8030 integrate innovative features to meet your expectations.

- **STABILIFT**: exclusive kinematics lifting the rotor and locking it in a slightly inclined position for time saving, high ground clearance also on slopes and hydraulic locking during transport;
- **STABIDRIVE**: or increased machine stability during road transport, especially in turns, roundabouts and when manoeuvring on uneven fields;
- **MASTER DRIVE GIII gearbox**: driving the rotors reliably on the long term in various conditions;

Windrow delivery: choice of one or two windrows



EXCLUSIVE



3D SUSPENSION LOCK

Both rotor 3D suspensions are equipped with an integrated hydraulic cylinder, which locks the rotor movements automatically as soon as a rotor is lifted from the soil.

Main advantages of the STABILIFT system:

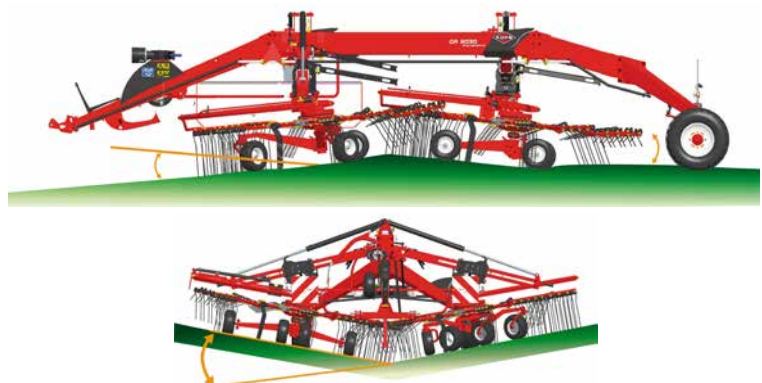
- efficient sward protection, as the tines don't scratch the soil, when rotors are lowered to the ground,
- lower centre of gravity of the machine for more stability,
- higher ground clearance for windrow protection,
- less time needed for rotor lifting.


PASSING OVER WINDROWS WITHOUT DAMAGE

51 cm of clearance in one-windrow position and remarkable 76 cm in two-windrow position clearly show the advantage of STABILIFT for ready-raked windrows.

3D GROUND ADAPTATION OF THE ROTORS

The 3D articulation of the rotors provide an impeccable adaptation of the machine to the terrain. Up- and downward movements show an impressive range from +25 cm to -30 cm.





EXCLUSIVE



LET'S TALK ABOUT THE MACHINE'S STABILITY IN TURNS

It's a small detail, which makes a big difference for safe travel on the road: The axis of rotation of the coupling point between the tractor's lower links and the rake is not, as standard, vertical, but slightly inclined. This increases the pressure on the outer lower link as well as the inner wheel of the rake's undercarriage. The STABIDRIVE result: improved machine stability on the road, in turns and on slopes.



HYDRAULIC WINDROW WIDTH ADJUSTMENT

The windrow curtain is adjustable as standard via a hydraulic cylinder.

ELECTRIC CONTROL BOXES KGA 02L AND KGA 11L FACILITATE YOUR LIFE

They control following functions: changing from working to transport position - selecting the delivery of one or two windrows - adjusting windrow width - hydraulic working height adjustment of the rotors (KGA 11L).



Technical specifications
TWIN-ROTOR GYRORAKES WITH CENTRAL DELIVERY

	GA 6501 / GA 6501 P	GA 7501+	GA 8121	GA 8731	GA 9531
Working width (m/ft)	5.40-6.40/ 17'9"-21'	6.85-7.40 m or 6.70-7.20 m in narrow configuration	7.40-8.00/ 24'3"- 26'3"	7.70-8.60/ 25'3"-28'3"	8.40 to 9.30/ 27'7"-30'6"
Average windrow width (m/ft)	1.00-2.00/ 3'3"-6'7"	1.35 – 1.95 m or 1.10 – 1.70 m (in narrow position or with hydraulic width adjustment)	1.40-2.00/ 4'6"-6'6"	1.40 to 2.30 / 4'6" to 7'5"	
Attachment/category	2-point/cat.2 3-point (P)	2-point/cat. 2			
Rotor diameter (m/ft)	2.65/8'8"	3.25/10'7"	3.50/11'6"	3.65/12'	4.00/13'1"
Number of arms per rotor	10	11	12	13	15
Number of tines per arm	3	4			
Rotor drive	mechanical		two-stage reduction MASTER DRIVE		
Rotor suspension	3D	tandem or 3D		3D	
Number of wheels per rotor	3 wheels 16x6.50-8 (4 wheels - P)	4 wheels 16x6.50-8 (<> 6 wheels)		4 wheels/16 x 6.5-8 (<> 6 wheels)	6 wheels 16 x 6.5-8 (◆ - 6 tandem)
Rotor height adjustment	crank handle	By 4-position handle or hydraulic as an option	By 4-position handle	by crank handle (<> - hydraulic)	
Tyres on chassis	195/65R15	10.0/75-15.3 or 13.0/55-16		15/55-17	
Transport width (m/ft)	2.50/8'12"	2.55/8'4"	2.82/9'3"	3.00/9'10"	
Minimum transport height (m/ft)	3.50/11'5"	3.54/11'6"	3.70/12'1"	4.00/13'1"	3.82/12'6"
Length (m/ft)	5.15/16'11"	5.60/18'4"	6.00/19'7"	6.57/21'7"	
Weight (kg/lbs)*	1,260/2,772 1,160/2,557 (P)	1,590/3,505	1,930/4,255	2,250/4,960	2,400/5,291
Tractor power requirement (kW/hp)	30/40	37/50	44/60	50/68	55/75
Tractor hydraulic equipment	1 DA	1 SA (+ 1 DA with hydraulic width adjustment)	1 SA	1 DA + 1 SA	
Tractor electric equipment	7-pin plug			7-pin plug + ISO 3-pin plug	
Lighting and signalling	◆				

* Basic machine without optional equipment ◆ Standard <> Option - Not available

KUHN SERVICES* Maximize the use and productivity of your KUHN equipment

*Not all services and equipment are available in every country.

KUHN sos order

EXPRESS SPARE PARTS SERVICE 24/7

You urgently need spare parts? With KUHN SOS ORDER benefit from express delivery seven days a week, 365 days a year. Thus, you can minimize machine downtime considerably and increase your work output.

KUHN protect +

THE CHOICE OF PROFESSIONALS!

Benefit from 36 months in complete serenity because of KUHN's PROTECT + warranty. You can concentrate exclusively on your work and the performance of your machine. Because this is what you expect, when investing in high-tech machinery.

KUHN i tech

FOR EVER QUICKER REPAIRS!

An unexpected technical problem always occurs at the wrong time. Your KUHN dealer can support you quickly and efficiently thanks to KUHN i tech. With this 24/7 online service, a quick and exact diagnosis is possible.

KUHN finance

INVEST RATIONALLY!

New machine necessary, financing unsure? Modernize your equipment and develop your farm with KUHN FINANCE, in total safety and according to your needs and demands. We offer custom-made finance solutions, adapted to your requirements.

Technical specifications

TWIN-ROTOR GYRORAKES WITH SIDE DELIVERY

		GA 6002	GA 6632	GA 7932	GA 9032	GA 6620	GA 8030	
Working width - single windrow position (m/ft)		3.50-5.80/ 11'6"-19"	3.55-6.45/ 11'8"-21'2"	4.05-7.45/ 13'3"-24'5"	4.65-8.60/ 15'3"-28'3"	6.30/20'7"	7.30/23'11"	
Working width - two windrow position (m/ft)		5.40/17'9"	6.50/21'4"	7.65/25'1"	8.80/28'10"	6.65/21'8"	8.30/27'3"	
Average windrow width (m/ft)		0.80-1.40/ 2'6"-4'6"	1.20-1.80/3'11"-5'11"			0.70-1.70/2'4" - 5'7"		
Attachment/category		by tractor drawbar				2-point/cat. 2		
Rotor diameter (m/ft)		2.65/8'8"	2.90/9'6"	3.40/11'2"	4.00/13'1"	2.90/9'5"	3.40/11'2"	
Number of arms per rotor		10	11	12	15	11	12	
Number of tines per arm		3						
Rotor drive		mechanical	two-stage reduction MASTER DRIVE					
Rotor suspension		-	3D on rear rotor			3D		
Number of wheels per rotor	Front rotor	◆ - 2 ◇ - bogie axle or complementary axle		◆ - 4 (incl. bogie axle) ◇ - complementary axle;		◆ - 4 (pivoting) ◇ - 6		
	Rear rotor	◆ - 2 ◇ - bogie axle or complementary axle	◆ - 4 (incl. complementary axle) ◇ - bogie axle	◆ - 6 (incl. bogie and complementary axle)		4 (pivoting)	◆ - 4 (fixed) ◇ - 6	
Rotor height adjustment		by handle					by handle (◇ - hydraulic)	
Tyres	Rotors	18x8.50-8				16x6.50-8	16x6.50-8	
	Carrying frame					10.0/ 75-15.3	15/55-17	
Additional support wheel on drawbar		-	◇			-		
Transport width (m/ft)		2.95/9'8"	2.07/6'8"	2.50/8'2"	3.00/9'10"			
Minimum transport height (m/ft)		-				3.55/11'6"	3.85/12'8"	
Length (m/ft)		7.30/23'9"	8.70/28'5"	9.80/32'2"	11.40/37'5"	7.80/25'6"	9.20/30'2"	
Weight (kg/lbs)*		1,120/2,469	1,470/3,241	1,620/3,571	1,850/4,078	2,010/4,431	2,500/5,512	
Primary PTO shaft with constant velocity joint		wide angle PTO on tractor side + torque limiter				wide angle PTO + torque limiter		
Minimum tractor power requirement (kW/hp)		30/40		40/55	60/80	40/55	50/68	
Tractor hydraulic equipment		1 SA + 1 DA				1 SA	1 SA + 1 DA	
Tractor electric equipment		7-pin plug	7-pin plug + ISO 3-pin plug					
Lighting and signalling		◆						

* Basic machine without optional equipment ◆ Standard ◇ Option - Not available



be strong, be **KUHN**

KUHN PARTS

Designed and manufactured to rival time

KUHN foundries and forge as well as a high-level manufacturing process allow the production of spare parts to defy time. You can truly rely on our know-how and our genuine parts. Farmers benefit from our client support and logistics services via any KUHN PARTS warehouse, which provide quick and reliable repair solutions in cooperation with your nearest authorized KUHN dealer.



GA APPS

SMALL IN SIZE BUT GREAT IN TERMS OF IMPACT

FOR A POWERFUL FORAGE HARVESTING CHAIN

The forage harvesting chain is only as strong as its weakest link. It's important that all machines do well interlock. In this context, the KUHN ForageXpert app can support you in optimizing your harvest system according to your current equipment. With this tool you can quickly find the mower, mower conditioner, tedder and rake that are best adapted to your existing forage machines.

Available on the Apple Store as well as Google Play.



Scan this code to directly access the KUHN ForageXpert app.



YOU WILL NEVER HAVE TO RAKE IN THESE SITUATION, BUT...

... we test our machines in the most difficult conditions which are met successfully



Check out the other rakes KUHN has on offer



1



2



3




4

1. Mounted single-rotor rakes 2. Semi-mounted four-rotor rakes 3. Belt mergers 4. Tedder-rake combinations

For more information about your nearest KUHN dealer, visit our website www.kuhn.com



Visit us on our YouTube channels.

 <p>www.kuhn.com</p>	<p>Your KUHN dealer</p>
---	-------------------------

KUHN S.A.
4 Impasse des Fabriques
BP 50060
F-67706 Saverne CEDEX
FRANCE

KUHN NORTH AMERICA, INC.
1501 West Seventh Avenue -
Brodhead, WI 53520 - USA

KUHN FARM MACHINERY PTY. LTD
313-325 Foleys Road - Deer Park,
VIC, 3023 - AUSTRALIA

KUHN FARM MACHINERY (U.K.) LTD
Stafford Park 7 - GB TELFORD/
SHROPS TF3 3BQ

Information given in this document is only for information purposes and is non-contractual. Our machines are in compliance with regulations in force in the country of delivery. In our literature, and for improved illustration of certain details, some safety devices may not be in operating position. When operating these machines, these devices must be in position in accordance with the requirements indicated in the operator's manuals and assembly manuals. Respect the tractor gross vehicle weight rating, its lift capacity and maximum load per axle and tyres. The tractor front axle load must always comply with the regulations of the country of delivery (In Europe, it must reach minimum 20 % of the tractor net weight). We reserve the right to change any designs, specifications or materials listed without further notice. Machines and equipment in this document can be covered by at least one patent and/or registered design. Trademarks cited in this document may be registered in one or several countries.

Also find KUHN on    