

Gyrorakes

TWIN-ROTOR GA



www.kuhn.com



be strong, be **KUHN**



GA

6501 (P)

7501+

7631

8131

8731

9531

6002

6632

7932

9032

6930

7530

8030

8830

GYRORAKES DESIGNED TO HARVEST FORAGE ABUZZ WITH NUTRIENTS



A high nutrient content in the crop has always been a crucial point for KUHN gyrorakes' developers. They have paid great attention to even ground contour following and complete pick-up of a clean crop. The specifically shaped tine arms ensure high work output, perfectly structured windrows and a high reliability.

LOOKING FOR A RAKE PREPARED FOR INTENSIVE USE

The MASTERDRIVE GIII with double reduction system, extends the machine's working life with a trouble-free drive system that can handle even the thickest forage. This rotor drive, unique on the market, is designed for very intensive use and makes the range even more versatile, reliable and low maintenance.

EVERYONE CAN FIND THE ADEQUATE RAKE

Working widths from 3.50 to 9.30 m, models with central or side delivery (one or two windrows), semi-mounted and trailed version... the KUHN twin-rotor gyrorake range fulfills most requirements.

KUHN twin-rotor Gyrorakes in brief:

Models	Working width (m)	Gearbox	Windrow delivery
GA 6501 (P)	5.40 to 6.40	standard	central delivery
GA 7501+	6.85 to 7.45 or 6.70-7.20 m (narrow configuration)		
GA 7631	6.70 to 7.50		
GA 8131	7.10 to 8.00		
GA 8731	7.70 to 8.60	MASTERDRIVE GIII	central delivery
GA 9531	8.40 to 9.30		
GA 6002	3.50 to 5.80	standard	side delivery
GA 6632	3.55 to 6.45	MASTERDRIVE GIII	
GA 7932	4.05 to 7.45		
GA 9032	4.65 to 8.60		
GA 6930	6.30 to 6.80		
GA 7530	6.9 to 7.40		
GA 8030	7.30 to 8.30		
GA 8830	7.80 to 8.80		



NO NEED TO CHOOSE BETWEEN CLEAN RAKING AND CLEAN CROP

For quicker drying and optimum pick-up, uniform and fluffy windrows are on great demand. Two features of KUHN gyrorakes contribute to an ideal forage delivery:

- tine arms with positive forward angle until the point at which they deliver the forage on the windrow,
- fast tine raising at the very last moment before going over the windrow.

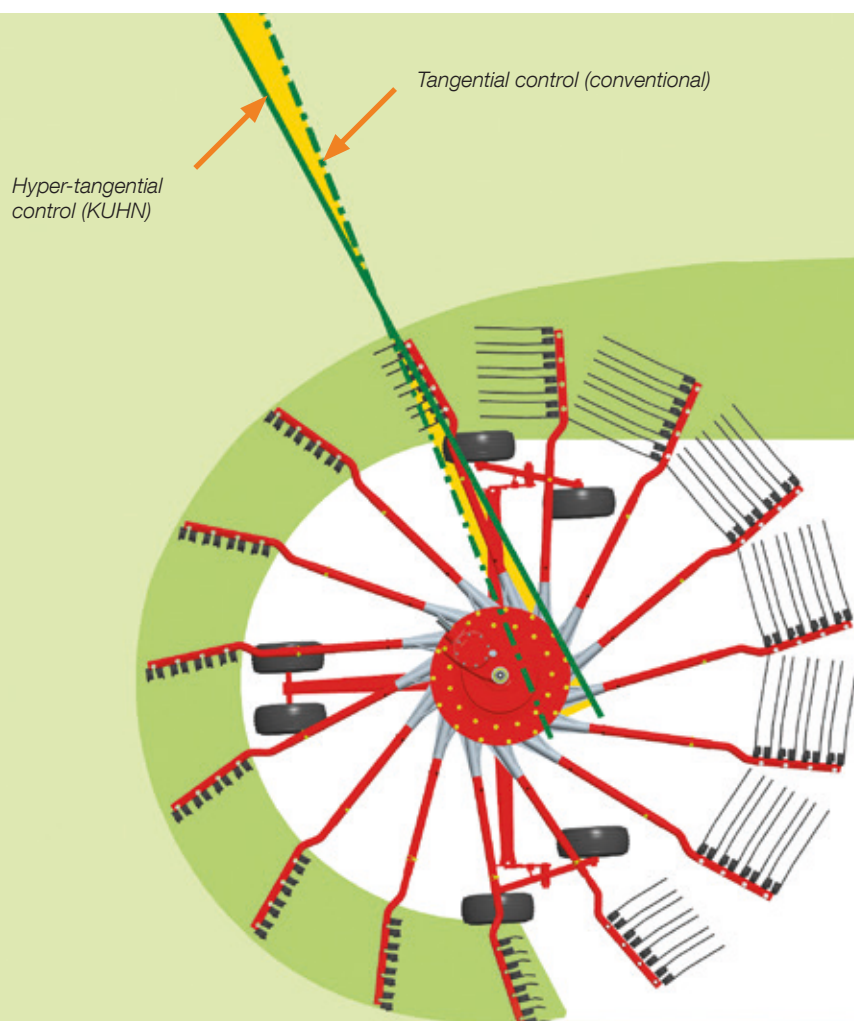
Both is fulfilled by the double curved hyper-tangential mounted tine arms.

Check out its advantages that make the difference!

THE CONCEPT'S ADVANTAGES AT A GLANCE

Hyper-tangential tine arms improve windrow formation considerably:

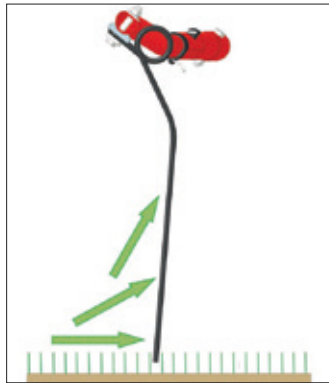
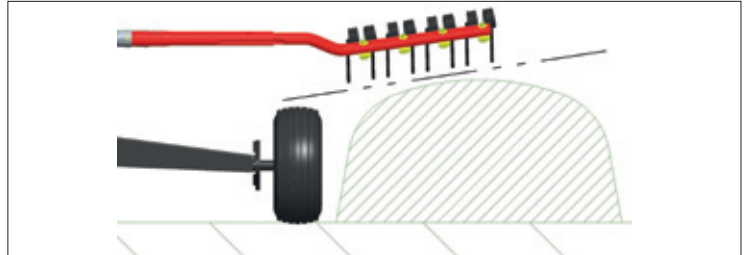
- larger and fluffier windrows are formed;
- crop is pushed effectively towards the outside of the rotor, towards the windrow;
- the fluffy windrows are easier for the baler or forage harvester to pick up, and with minimum loss;
- high tine clearance prevents crop from being pulled out of the formed windrow;
- the shorter distance between tine passages produces high-quality raking, even at higher speeds.





TINE ARMS FOR HIGH-QUALITY RAKING RESULTS

The hyper-tangential tine arms provide cleaner raking, improved windrow formation, and increased ground speeds when compared to other tine arm mounting designs. They eliminate the need for additional tine arms or adjustable cams. Moreover, the distance between tine passages is significantly reduced. So there is less risk of forage being left unranked. Losses are reduced to a minimum, also at high working speeds.



A PROVEN TINE DESIGN FOR CLEAN FORAGE

The tine angle provides clean raking and gentle handling of the crop with minimal ground contact, also if it is heavy or dense. Made of heat treated steel, their service life is optimised and the tine's resistance to fatigue increased. The "floating" attachment of the tines, featuring three large-diameter coils, additionally reduces risk of wear.




THE MASTERDRIVE GIII GEARBOX CAPABLE OF HANDLING EXTREMELY THICK CROPS

Today's agricultural machines with larger working widths, have to withstand considerable stress. They also have to meet farmers' demands for reliable, long-lasting machines. The core of a Gyrorake, is the rotor drive system. That's why KUHN has developed fully enclosed gearboxes for total protection of the drive components, that are less subject to wear. The generation III MASTERDRIVE gearbox has been designed to handle ever increasing stress on the drive chain to ensure exceptional machine reliability and longevity: It is made for:

- larger working widths and rotor diameters
- raking difficult crops such as silage, haylage, straw and hay

MASTERDRIVE III GEARBOX CROSS-SECTION




High-performance power transmission for difficult plot conditions and heavy loads

EXCLUSIVE

FOR AN INCREASED MACHINE LIFE

The exclusively designed MASTERDRIVE GIII gearbox has two-stage reduction with bevel and cylindrical gears. Tolerances are tightly controlled making the whole assembly more robust and reliable, even in difficult conditions. As a result, wear on the gearwheels is reduced to a minimum and no maintenance is required. The two stages also make it possible to include bigger cylindrical gears with more teeth, for improved power transmission.





KUHN PATENT

**NEW TINE ARM ATTACHMENT
FOR MORE ROBUSTNESS**

DESIGNED TO LAST

Important modifications have been made to obtain lighter, yet more robust rotors:

- heavy-duty central shaft,
- optimised cam track and larger roller diameter: reduced rotation speed, less pressure on the cam,
- 45 mm pivoting shaft with forged and welded crank pin (no elastic pins) and large lever: sturdier shaft and low pressure on the roller,
- aluminium bearings for lighter weight,
- bearing fitted to the gearbox with 2 screws: fast removal in case of accident,
- exclusive and extremely durable internal-thread mounting of the pivoting shaft to the arm.

**APPRECIATED
BY LARGE
OPERATORS**

High productivity is essential at forage-harvest time: MASTERDRIVE Gill helps to make the most of weather windows, especially on large farms, for machine cooperatives and contractors.



WHAT ARE THE ADVANTAGES OF KUHN GYRORAKES WITH CENTRAL DELIVERY?

THEY ARE SIMPLE BUT EFFECTIVE

You can double the productivity of a single-rotor rake and produce windrows sized to meet the requirements of high capacity balers, choppers and loader wagons.

THEY FORM IMMACULATE WINDROWS

The distance between rotors is maintained regardless of ground contours. Thus, windrows have a uniform and even structure maximising aeration and perfectly suited to the baler pickup operation which follows.

THEIR WORK OUTPUT IS HIGH

The rotors are designed to move large quantities of forage at high working speeds.

THEY HELP PRESERVE NUTRIENTS IN THE CROP

The forage is moved gently and only once, resulting in very little leaf loss and only limited risk of ground contamination.





GA**6501****6501 P****7501+**

WHEN FARM SIZE IS ON THE INCREASE

Single-rotor rakes are pushed to their limits on farms with continuously increasing grassland areas. That's why a twin rotor machine with higher output but just as compact as the single-rotor rake is just what you are looking for. Not only do the GA 6501, 6501 P and 7501+ have all the features of a professional rake, they also come at a reasonable price. They are exactly what you need!

COMPACT RAKES, EASY TO MANOEUVRE

Moving these machines from one plot to another is easy with their reduced transport width of 2.50 or 2.55 m depending on the model. Switching from transport to work mode is done from the cab with the rake's integrated lift system. Hydraulic rotor lift facilitates U-turns and provides high clearance at headlands.

The fixed headstock and four pivoting wheels guide the rotor with maximum stability on bends.

The GA 7501 + model includes a pivoting headstock to provide greater travel range.





GA 6501 / 6501 P



GA7501+, mechanical adjustment



GA 7501 +, hydraulic adjustment

SIMPLE TO OPERATE

Working speeds are higher than with a single-rotor rake due to larger working widths. The width of the windrow is easily adaptable to the amount of crop and the harvesting machine that follows. Just turn the crank handle on the GA 6501 and 6501 P to adjust windrow width to up to 2.00m. The GA 7501+ has a 4-position selector as standard, to change windrow width, or an in-cab continuous hydraulic adjustment system available as an option. The rotors can be lifted simultaneously via the tractor's single-acting valve, or individually. Time is saved on transport too as transport height is reduced without having to remove the arms.

NO LIMITS FOR HIGH-QUALITY RAKING, EVEN ON HILLS

For fast crop drying and easy pick-up by the baler, windrows need to be uniform in shape and volume. With 3D rotor articulation and wheels fitted as close as possible to the rotors, the rake smoothly follows uneven ground without damaging the sward. These features also prevent dirt getting into the forage.



The bogie axle in addition to the 3D axle (as an option) is ideal for rotor guidance in difficult conditions (ruts, rough grassland...) and at high ground speeds. So opt for the GA 7501+.

OPT FOR THE MOUNTED MODEL: THE GA 6501 P

This mounted model is suitable for farmers wishing to benefit from the manoeuvrability of a mounted machine and the large working width of a twin rotor. Working width is adjustable from 5.55 to 6.40m by increasing the space between the rotors. It also provides all great features cited above.



GA 7631 8131

RAKE TO MEASURE!

KUHN's semi-mounted range of rakes with central delivery now has two new additions; GA 7631 and GA 8131 models. These machines have a wide choice of equipment and large working widths (up to 7.50 and 8.00m respectively). They are simple to operate and adapted to all types of medium to large farms.




WELL FORMED WINDROWS...

Pass over windrows without damaging them thanks to the 43 to 70 cm ground clearance, depending on working width adjustment. The rotor is fitted so that it touches down at the rear first, and the sward is protected.

...EVEN DURING INTENSIVE OPERATIONS

The MASTERDRIVE GIII gearbox can handle increasingly intensive jobs in dense and thick forage.





CUSTOMISE YOUR MACHINE TO YOUR FARM

Hydraulic working width and windrow width adjustment come as standard, and there are many options available to meet the needs of your farm.



Control the following functions with the KGA 01S electronic control box:

- Individual rotor lift.
- Individual hydraulic adjustment of raking height (additional DA valve required).

Reduce soil compaction with wide wheels and benefit from a transport width less than 3m.



The optional bogie axle under the rotor with 6 wheels close to the tines ensures optimised ground contouring.

Take advantage of the hydraulic windrow curtain, indexed to rotor lift.

GA

8731

9531

PREPARED FOR INTENSIVE USE IN SILAGE, HAY OR STRAW

Semi-mounted GA 8731 and GA 9531 Gyorakes are more robust and reliable, and adapt to plot conditions better than competitor models. With working widths from 7.70 to 9.30 m, work output is high and the undercarriage keeps the rotors parallel on rough ground. Being equipped with the MASTERDRIVE GIII rotor drive, this range is designed to operate in difficult conditions.

READY FOR THICK FORAGE

The rotors on KUHN Gyorakes are equipped with the new generation MASTERDRIVE GIII gearbox. This makes the machines far superior in terms of reliability and raking quality.

EXCEPTIONAL RAKING QUALITY

Ground adaptation as you would expect

Four wheels close to the tines on each rotor and its 3D suspension allow a superior ground adaptation of the rotors on the GA 8731 for quality raking.



Windrows are safe

If necessary, rotors can be tilted individually to an angle of up to 40° and a clearance of more than 75 cm is possible. So there is no need to worry about windrow finish anymore, when you pass over them.



Six wheels per rotor as standard

For improved ground following, the GA 9531 features six wheels per rotor. An additional bogie axle is also available on the GA 8731.





EASE OF USE AND SETTING


Less than four metre transport height

A practical asset of the GA 8731: The transport height stays at 4.00m without having to remove any tine arms.



Stabilift locks the rotors during transport

Rotors are locked hydraulically and mechanically in their transport position by the exclusive STABILIFT device, preventing the rotors from moving. This considerably increases the machine's stability during transport on badly-maintained roads, but also when passing over windrows.



Height adjustment in total ease

All you need is a crank to change the rotor height manually. A standard scale on the machine facilitates the adjustments even more. Hydraulic height adjustment is available as option on both models in connection with the KGA 11C control box.



THE KUHN PLUS

Control boxes: make your choice according to your needs

With the control box KGA 02C control the following basic functions:

- switching from transport to work position and vice versa,
- adjustment of windrow width.

Optionally it can also pilot the individual lifting of each rotor.

The KGA 11C integrates the following additional functions:

- hydraulic adjustment of working height,
- individual lifting of the rotors to facilitate work in field points.



WHY CHOOSE A GYRORAKE WITH SIDE DELIVERY?

Because it will cope excellently with versatile conditions!

MANAGING DIFFERENT CROP DENSITIES

Depending on the density, you can control the volume of crop in the windrow. Rake individual windrows or combine the crop of two passes to form one windrow. Or simply adjust the working width to produce the best windrow size possible. Result: The output per hectare of the baling and harvesting equipment is optimised.

ONE OR TWO WINDROWS? YOUR CHOICE.

With most models, either one or two separate windrows can be delivered. You will particularly appreciate this versatility when wanting to turn two windrows simultaneously for quicker drying or produce night windrows quickly. Delivering two windrows also accelerates the drying of heavy forage.

WITH WINDROWS DELIVERED
TO THE RIGHT, RAKING IS NOT
SUCH A PAIN IN THE NECK!*

*except GA 6002





AND WHICH ONE TO CHOOSE?

There are trailed models and semi-mounted versions with central frame and carriage available. Both have their strong points.

THE TRAILED MODELS:

- couple to the tractor quickly and easily: no lift required, only a drawbar,
- variable raking widths for perfect raking in narrow areas,
- rear rotor position is set from the tractor cab: to select work or transport position, delivery mode (one or two windrows) and raking width,
- a great price for such working widths,
- new MASTERDRIVE GIII rotor drive.
- large clearance for passing over windrows.

THE SEMI-MOUNTED MODELS:

- excellent tracking and stability on uneven ground.
- great manoeuvrability: follow the tractor precisely thanks to rear wheel steering, for easier movement (for example when reversing).
- reduced dimensions in transport position without removing the tine arms.
- simple folding to transport position.
- easier adjustment, thus better manageable by less experienced operators.



EASY TO USE AND MANOEUVRE

In the large-width category of Gyrorakes, the GA 6002 suits the requirements of your farm perfectly: increased harvesting speeds with a low or medium powered tractor.

A MANOEUVRABLE MACHINE...



TURNING ANGLE OF OVER 90°!

The GA 6002 cleanly collects crop on turns and even on headlands without the need to compensate for the position of the rear rotor: a major asset for comfort and ease of use.

ASSETS FOR AN EASY AND SECURE TRANSPORT

- During transport an automatic locking system secures the rear rotor in the inline transport position.
- When the rake is lowered in the field the lock automatically disengages.
- Lighting and signalling are standard.
- There is no need to remove the tine arms for transport.

...ADAPTED TO ALL OF YOUR JOBS...

FLEXIBLE WORKING WIDTHS FOR VARYING CROP AMOUNTS AND DENSITIES

The raking width is hydraulically adjustable from 3 m to 5.80 m (9'10" to 19'). Varying crop densities, going around obstacles, or finishing a field off, is no longer a problem. In very dense crop conditions or for making night windrows, the GA 6002 can be set to form two windrows at each pass.




WINDROW CURTAIN EXTENDS AUTOMATICALLY

A simple tie rod system automatically extends the windrow curtain to a predetermined setting when the rake is changed from the transport to field position. The predetermined setting is easily adjusted with a simple crank. Optional equipment: front rotor windrow curtain.



HYDRAULICALLY LIFTED UNDERCARRIAGE

Hydraulic cylinders mounted within each undercarriage and at the front hitch provide exceptionally high ground clearance. Simple crank stops are used to adjust tine operating height and adaptation for different tractor drawbar heights.





...FOR GREAT FORAGE QUALITY,
EVEN ON ROUGH GROUND!



RAKING QUALITY AND MACHINE STABILITY...

... are ensured through bogie axles, even at high speeds and on uneven ground. The optional bogie axles pivot and follow the ground contours allowing for smooth clean raking.



ADDITIONAL AXLES POSSIBLE

Stabilising undercarriages are available as optional equipment for use on steep hillside applications. They spread the machine's ground contact over a larger surface area.



PARALLELOGRAM-TYPE DRAWBAR HITCH

Very practical, to prevent any interference with the tractor linkage, during tractor maneuvers.

MADE FOR SMALL AND MEDIUM FARMS WITH TOUGH CONDITIONS

Designed for small and medium farms with difficult working conditions, GA 6632, 7932 and 9032 side-delivery rakes can be coupled to low-powered tractors and will surprise you by their versatility and performance. The position of the rear rotor of these trailed rakes can be modified to provide variable working widths. Other key features include the wide choice of rotor diameter, the MASTERDRIVE GIII gearbox for ever intensifying operations, many raking possibilities, great ground contouring, and more!

THREE MODELS FOR DIFFERENT REQUIREMENTS



GA 6632

- for medium farms
- for intensive use
- with small rotors for improved ground following
- transport width under 3.00 m (9'10")
- with removed tine arms only 2.08 m (6'9") wide

GA 7932

- best choice if authorised for use on the road with a transport width of 3.50 m
- appropriate windrow width for high-capacity balers
- very good price/working width ratio



GA 9032

- The largest side-delivery rake on the market
- Working width reaching 8.80 m in two windrow position
- Unbeatable price/working width ratio



WIDE DURING WORK. NARROW FOR TRANSPORT AND STORAGE!

The rakes can be easily changed from work to transport position from the tractor cab.

The GA 6632 width is reduced to 3.00 m (9'10"), 3.50 m (11'5") on GA 7932 and 4.10 m (13'4") for GA 9032. In addition, the three models feature removable arms for drive comfort and increased safety for long transport periods, in difficult to access locations or storage areas.

IMPORTANT ASSETS FOR MORE COMFORT

HYDRAULIC WINDROW WIDTH ADJUSTMENT

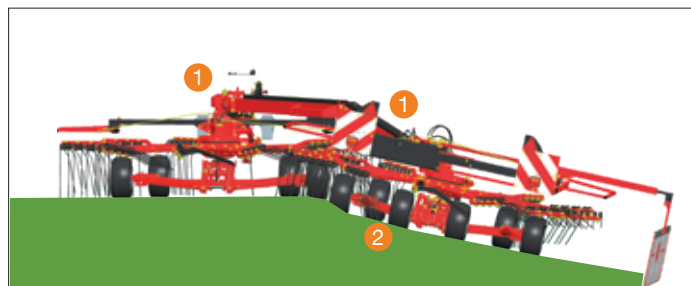
A hydraulic cylinder allows windrow width to be easily adjusted from the cab. This system also folds the curtain assembly for transport position eliminating cumbersome manual work. A second, manually-controlled curtain can be fitted as optional equipment on the front rotor when forming two windrows.

SUPERB WINDROW CLEARANCE

A high lift height of nearly 50 cm (22") for GA 6632/7932 and 60 cm (24") for GA 9032 under the tines allows you to cross newly formed windrows without disruption.

PARALLELOGRAM-TYPE DRAWBAR HITCH

Rake coupled very simply to the tractor by means of a drawbar fitted with an adjustable parking stand. To prevent interference with the tractor linkage, the drawbar front part is always in horizontal position whatever the rotor height.



INDEPENDENT ROTORS

The pivot points located on the chassis **1**, allow both rotors to follow ground contours independently. The rear rotor additionally operates as standard with a 3D suspension for even less forage contamination.

HYPERBALLOON WHEELS

The large diameter hyperballoon wheels **2** on both rotors located close to the sweep of the tines provide excellent crop pickup with minimal contact with the soil.

DESIGNED FOR STABILITY UNDER VARYING CONDITIONS

Resting firmly on very large undercarriages and fitted with up to six wheels per rotor, the three models can easily perform in varying field and crop conditions.

STANDARD

A 2-wheel undercarriage is standard on the GA 6632 front rotor.

BOGIE AXLES

Bogie axles are standard on both rotors on GA 7932 and GA 9032 and optionally available on GA 6632. They run especially smooth on the road over potholes, but also over uneven grassland (for example due to damage caused by game or after use as pasture).

COMPLEMENTARY AXLE

The rear rotors of GA 6632, 7932 and 9032 are equipped with two additional wheels. This complementary axle is an option on the front rotor of GA 6632 and 7932.



GA

6930

7530

8830

MADE TO MEASURE FOR YOUR FARM...



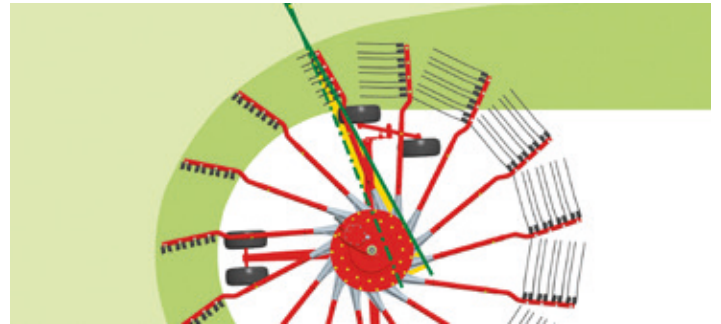
The new GA 6930, GA 7530 and GA 8830 models complete the range of semi-mounted rakes with side delivery. They are simple and practical to operate, and suit medium and large farms perfectly with their working widths that reach 6.80, 7.40 and 8.80m respectively in two-windrow mode. They are equipped with the MASTERDRIVE GIII gearbox that can handle tough conditions, as well as the STABIDRIVE system that keeps the machines stable on roads, bends and slopes.

...FOR A HIGH-QUALITY PERFORMANCE...



FEEL THE BENEFIT OF GREAT-QUALITY RAKING

The wheel train is positioned close to the tines to ensure optimum plot contouring. With 3D articulation, the rotors can move in all directions. They adapt to variations in the land to ensure excellent forage pick-up.



YOU CAN EVEN WORK IN HEAVY FORAGE

With double curved hyper-tangential rotor arms, you can form uniform windrows including when the crop is dense and heavy.

...AND A PERFECT WINDROW!

PROTECT YOUR WINDROWS

43cm of ground clearance in single-windrow position and 56cm in two-windrow position enables you to pass over windrows without deforming them.

PRESERVE THE SWARD

The rotor is fitted so that the rear touches down before the front. In addition, the stabilising system and weight-compensation of the windrow curtain lower the rotor gently to protect the sward.





ADAPT THE MACHINE TO YOUR NEEDS...

These machines can be set to form one or two windrows. This feature comes as standard on GA 7530 and GA 8830 models, and as an option on the GA 6930. Alongside the standard equipment, there are a lot of optional-equipment possibilities to tailor your rake to the particularities of your farm.

Opt for a hydraulic rear windrow curtain



Fit a front-rotor windrow curtain to produce two windrows

Go for individual rotor lift



Opt for wide wheels for transport and less compaction in the field



Take advantage of the bogie axle on the rear rotor for better ground contouring. The GA 8830 can also be fitted with a bogie axle with directional wheels.



Control the hydraulic curtain with a circuit selector, and the 2-windrow function with a DA valve



EXCLUSIVE FEATURES

Designed for intensive use and high-quality windrowing, the semi-mounted gyrorakes GA 8030 integrate innovative features to meet your expectations.

STABILIFT: exclusive kinematics that lift the rotor and lock it in a slightly inclined position. You'll save time and benefit from high ground clearance and hydraulic locking during transport.

STABIDRIVE: for increased machine stability during road transport, especially in turns, on roundabouts and when manoeuvring on uneven fields.

MASTERDRIVE GIII gearbox: for a reliable machine with a gearbox designed to cope with the highest levels of stress on the drive chain.



PRODUCE HIGH-QUALITY FORAGE

3D SUSPENSION LOCK

The rotor's 3D suspension system is equipped with a hydraulic cylinder that automatically locks the pendulum-type movements of the rotor whenever it is raised. This STABILIFT concept:

- preserves the sward because the tines do not scratch the ground when the rotors are lowered
- increases stability due to the machine's lower centre of gravity
- protects windrows through higher ground clearance
- saves time with rotor lifting

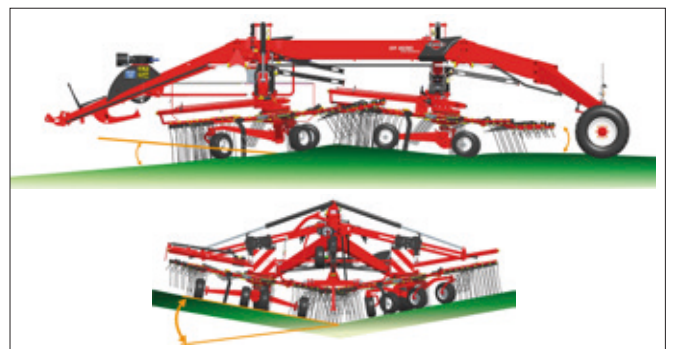


PASSING OVER WINDROWS WITHOUT DAMAGE

51 cm of clearance in one-windrow position and remarkable 76 cm in two-windrow position clearly show the advantage of STABILIFT for ready-raked windrows.

3D GROUND ADAPTATION OF THE ROTORS


STABILIFT also contributes to increasing the rotor clearance for ground adaptation and excellent raking quality. Up- and downward movements show an impressive range from +25 cm to -30 cm.





A STABLE MACHINE, ON THE ROAD, ON BENDS AND ON SLOPES

It is the small details that make a big difference when it comes to safety on the road. The rotational axis of the hitch point between the tractor's lower links and the rake is not vertical but slightly inclined. This increases the pressure on the outer lower link and the rake's inner rear wheel.



MAKING YOUR JOB EASIER



HYDRAULIC WINDROW WIDTH ADJUSTMENT

The windrow curtain is adjustable as standard via a hydraulic cylinder.

ELECTRIC CONTROL BOXES KGA 02L AND KGA 11L FACILITATE YOUR LIFE

They control following functions: switching from working to transport position - selecting the delivery of one or two windrows - adjusting windrow width - hydraulic working height adjustment of the rotors (KGA 11L).



Specifications

TWIN-ROTOR GYRORAKES WITH CENTRAL DELIVERY

	GA 6501 / GA 6501 P	GA 7501+	GA 7631	GA 8131	GA 8731	GA 9531	
Working width (m)	5.65-6.40	6.90 - 7.40 or 6.70 with mechanical setting or 6.70 - 7.20 in narrow position 6.70 - 7.40 with hydraulic setting	6.70 to 7.50	7.10 to 8.00	7.70-8.60	8.40 to 9.30	
Average windrow width (m)	1.25-2.00	1.30-1.90 with mechanical setting or 1.10-1.70 in narrow position or 1.10-1.90 with hydraulic setting	1.30-2.20		1.40 to 2.30		
Attachment/category	2-point - pivoting lower links - cat. 2 / 3-point cat. 2 (P)	2-point - pivoting lower links - cat. 2	2-point - pivoting lower links / cat. 2 and 3N				
Rotor diameter (m)	2.65	3.25	3.20	3.40	3.65	4.00	
Number of arms per rotor	10	11		12	13	15	
Number of tines per arm	3	4					
Rotor drive	mechanical		Two-stage reduction MASTERDRIVE GIII				
Rotor suspension	3D						
Number of wheels per rotor	3 wheels 16 x 6.50-8 (4 wheels - P)	4 wheels 16 x 6.50-8 (◇ bogie)				6 wheels 16 x 6.50-8 (◆ bogie)	
Rotor height adjustment	by crank handle		by crank handle (◇ hydraulic)				
Tyres on chassis	10.0/80x12	10.0/75-15.3 or 13.0/55-16	11.5/80-15.3 or 380/55-17		15/55-17		
Transport width (m)	2.50	2.55	2.80		2.99		
Minimum transport height (m)	3.55	3.40	3.35	3.40	3.99	3.82	
Length (m)	5.15	5.60	5.90		6.57		
Weight (kg)*	1260 1200 (P)	1610	1820	1925	2250	2400	
Tractor power requirement (kW/hp)	30/40	37/50	40/54	45/60	50/68	55/75	
Tractor hydraulic equipment	1 DA	1 SA (+1 DA with hydraulic width adjustment)	1 DA + 1 SA				
Tractor electric equipment	7-pin plug				7-pin plug + ISO 3-pin plug		
Lighting and signalling	◆						

* basic machine without optional equipment ◆ standard ◇ option - not available

KUHN SERVICES* Maximise the use and productivity of your KUHN equipment

*Not all services and equipment are available in every country.

KUHN sos order

EXPRESS SPARE PARTS SERVICE 24/7

You urgently need spare parts? With KUHN SOS order benefit from express delivery seven days a week, 365 days a year. Thus, you can minimise machine downtime considerably and increase your work output.

KUHN protect +

THE CHOICE OF PROFESSIONALS!

Benefit from 36 months in complete serenity because of KUHN's protect + warranty. You can concentrate exclusively on your work and the performance of your machine. Because this is what you expect, when investing in high-tech machinery.

KUHN i tech

FOR EVER QUICKER REPAIRS!

An unexpected technical problem always occurs at the wrong time. Your KUHN dealer can support you quickly and efficiently thanks to KUHN i tech. With this 24/7 online service, a quick and exact diagnosis is possible

KUHN finance

INVEST RATIONALLY!

New machine necessary, financing unsure? Modernise your equipment and develop your farm with KUHN finance, in total safety and according to your needs and demands. We offer custom-made finance solutions, adapted to your requirements.

Specifications

TWIN-ROTOR GYRORAKES WITH SIDE DELIVERY

		GA 6002	GA 6632	GA 7932	GA 9032	GA 6930	GA 7530	GA 8830	GA 8030
Working width - single windrow position (m)		3.00-5.80	3.55-6.45	4.05-7.45	4.65-8.60	6.30	6.90	7.80	7.30
Working width - two windrow position (m)		5.40	6.50	7.65	8.80	6.80	7.40	8.80	8.30
Average windrow width (m)		0.80-1.40	1.20-1.80			0.60-1.70			
Attachment/category		Trailed by drawbar on swing hitch	Drawbar with parallelogram			2-point on pivoting lower links and STABIDRIVE pivot - cat. 2 and 3N			
Rotor diameter (m)		2.65	2.90	3.40	4.00	2.90	3.20	3.65	3.40
Number of arms per rotor		10	11	12	15	11		13	12
Number of tines per arm		3	4						
Rotor drive		mechanical	two-stage reduction MASTERDRIVE GIII						
Rotor suspension		-	3D on rear rotor			3D articulation			3D with STABILIFT lock in lift position
Number of wheels per rotor	Front rotor	◆ 2 ◇ 2 bogie axles or additional axle	◆ 2 ◇ 2 bogie axles or additional axle	◆ 4 (including bogie axle) ◇ additional axle		◆ 4 (pivoting) 2 rear wheels can be locked		◆ 4 (pivoting) ◇ 6	
	Rear rotor	◆ 2 ◇ bogie axles or additional axle	◆ 4 (including additional axle) ◇ bogie axle	◆ 6 (including bogie axle and additional axle)		◆ 2 pivoting wheels + 2 fixed wheels ◇ bogie axle		◆ 4 (fixed) ◇ 6	
Rotor height adjustment		by crank handle				by crank handle (◇ hydraulic)			
Tyres	Rotors	18 x 8,50-8				16 x 6,50-8			
	Carrying frame					11.5/80-15.3 or 380/55-17			15/55-17
Additional support wheel on drawbar		◇				-			
Transport width (m)		2.95	2.07	2.50	3.00	2.80		2.99	2.99
Minimum transport height (m)		-	-			3.50	3.62	3.99	3.85
Length (m)		7.30	8.70	9.80	11.40	8.60		9.33	9.06
Weight (kg)*		1260	1410	1620	1850	2100	2170	2640	2500
Minimum tractor power requirement (kW/hp)		30/40	40/55		44/60	40/55	45/60	50/70	50/70
Tractor hydraulic equipment		1 SA + 1 DA				1 SA	1 SA + 1 DA		
Tractor electric equipment		7-pin plug	7-pin plug + ISO 3-pin plug			7-pin plug		7-pin plug + ISO 3-pin plug	
Lighting and signalling		◆							

* basic machine without optional equipment ◆ standard ◇ option - not available



be strong, be **KUHN**


KUHN PARTS

Designed and manufactured to rival time

KUHN foundries and forge as well as a high-level manufacturing process allow the production of spare parts to defy time. You can truly rely on our know-how and our genuine parts. Farmers benefit from our client support and logistics services via any KUHN PARTS warehouse, which provide quick and reliable repair solutions in cooperation with your nearest authorised KUHN dealer.



SMALL IN SIZE BUT GREAT IN TERMS OF IMPACT



FOR A POWERFUL FORAGE HARVESTING CHAIN

The forage harvesting chain is only as strong as its weakest link. It's important that all machines do well interlock. In this context, the KUHN ForageXpert app can support you in optimising your harvest system according to your current equipment. With this tool you can quickly find the mower, mower conditioner, tedder and rake that are best adapted to your existing forage machines.

Available on the Apple Store as well as Google Play.



YOU WILL NEVER HAVE TO RAKE IN THESE SITUATION, BUT...

... we test our machines in the most difficult conditions which are met successfully



Check out the other rakes KUHN has on offer




1. Mounted single-rotor rakes 2. Semi-mounted four-rotor rakes 3. Belt mergers 4. Tedder-rake combinations

For more information about your nearest KUHN dealer, visit our website www.kuhn.com



Visit us on our YouTube channels.

Your KUHN dealer



www.kuhn.com

KUHN SAS
4 Impasse des Fabriques
BP 50060
F-67706 Saverne CEDEX
FRANCE

KUHN NORTH AMERICA, INC.
1501 West Seventh Avenue -
Brodhead, WI 53520 - USA

KUHN FARM MACHINERY PTY. LTD
313-325 Foleys Road - Deer Park,
VIC, 3023 - AUSTRALIA

KUHN FARM MACHINERY (U.K.) LTD
Stafford Park 7 - GB TELFORD/
SHROPS TF3 3BQ

Information given in this document is only for information purposes and is non-contractual. Our machines are in compliance with regulations in force in the country of delivery. In our literature, and for improved illustration of certain details, some safety devices may not be in operating position. When operating these machines, these devices must be in position in accordance with the requirements indicated in the operator's manuals and assembly manuals. Respect the tractor gross vehicle weight rating, its lift capacity and maximum load per axle and tyres. The tractor front axle load must always comply with the regulations of the country of delivery (In Europe, it must reach minimum 20 % of the tractor net weight). We reserve the right to change any designs, specifications or materials listed without further notice. Machines and equipment in this document can be covered by at least one patent and/or registered design. Trademarks cited in this document may be registered in one or several countries.

Also find KUHN on

